

Inside signage NLB headquarters

March 2024



- 01 System and elements of inside signage**
- 02 Materials and colors of signage**
- 03 Schematic representations of manufacturing and schematic plans of elements**

System and elements of internal signage

Internal signage of spaces and directing visitors are crucial for creating a professional and organized impression of the company. Clear and understandable interior signage not only simplifies navigation for visitors but also demonstrates care for their comfort and welcome.

Furthermore, internal signage serves not only as a navigation tool for visitors but also facilitates the daily operations of employees. Therefore, it's essential that signage systems are intuitive, user-friendly, and contribute to a positive work environment.

The NLB's internal signage system is adaptable to various sizes and architectures of office buildings. Its elements reflect the brand's strategy and adhere to the environmental goals of the NLB Group, which include sustainable solutions, the use of wood, greenery, recycled materials, energy-efficient elements, and other environmentally friendly practices.

www.nlb.si/brand/business-buildings/internal-signage-hq
Password: BrandNLB2015

Elements of internal signage

www.nlb.si/brand/business-buildings/internal-signage-hq



- 1 Basic element 2
- 2 Decorative element - color
- 3 Decorative element - greenery

- 4 Basic element 3
- 5 Micro signage element 1
- 6 Micro signage element 2

- 7 Glass surfaces - doors
- 8 Glass surfaces

Elements of interior signage on the ground floor

www.nlb.si/brand/business-buildings/inside-signage-hq/ground-floor



- 1 Basic element 1
- 2 Decorative element - color

- 3 Decorative element - greenery
- 4 Decorative lamellae with LCD display

Elements of internal signage

Basic elements



BASIC ELEMENT 1
AT THE ELEVATOR
Ground floor




BASIC ELEMENT 2
AT THE ELEVATOR / ON THE STAIRCASE

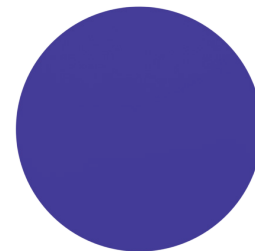


BASIC ELEMENT 3
ON THE FLOOR


Decorative elements




DECORATIVE ELEMENT - COLOR V1




DECORATIVE ELEMENT - COLOR V2



DECORATIVE ELEMENT - COLOR V3



DECORATIVE ELEMENT - GREENERY V1



DECORATIVE ELEMENT - GREENERY V2

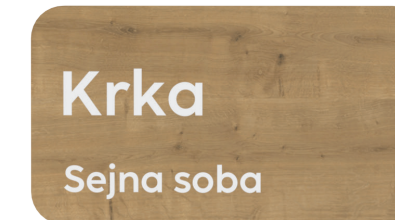


DECORATIVE ELEMENT - GREENERY V3

Micro signage elements



MICRO SIGNAGE ELEMENT 1
EXECUTIVE OFFICER



MICRO SIGNAGE ELEMENT 1
MEETING ROOMS



MICRO SIGNAGE ELEMENT 2 - V1
TEA KITCHENS, TOILETS



MICRO SIGNAGE ELEMENT 2 - V2
TEA KITCHENS, TOILETS


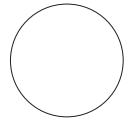

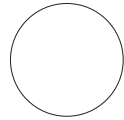

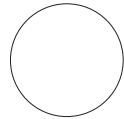





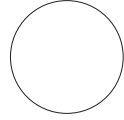

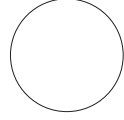





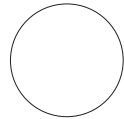

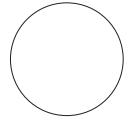


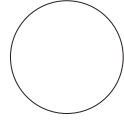


MICRO SIGNAGE ELEMENT 2 - V3
TEA KITCHENS, TOILETS

Materials and color of signage

www.nlb.si/brand/business-buildings/internal-signage-hq/materials-colors

Materials and colors of signage

Elements	Codes	Basic dimensions of elements	Materials and colors	Note	
1. Basic element 1 At the elevator Ground floor	NLB_IS_BSE_1	1200 mm	<ul style="list-style-type: none"> • Egger Natural Hamilton Oak H3303 ST10, 18 mm • PVC, 10 mm, white/ACRYLIC, 10 mm, Crylux, milky/3014, Polycasa (in the case of lighting) • LED: 6000 K • PVC, 19 mm, white • Acrylic, 3 mm, white (floor numbers) • Folija Mactac MACal 9829-00, white 	 	
2. Basic element 2 At the elevator, on the stairs	NLB_IS_BSE_2	1000 mm	<ul style="list-style-type: none"> • Egger Natural Hamilton Oak H3303 ST10, 18 mm • PVC, 10 mm, white/ACRYLIC, 10 mm, Crylux, milky/3014, Polycasa (in the case of lighting) • LED: 6000 K • PVC, 19 mm, white • Folija Mactac MACal 9829-00, white 	 	
3. Basic element 3 On the floor	NLB_IS_BSE_3	800 mm	<ul style="list-style-type: none"> • Egger Natural Hamilton Oak H3303 ST10, 18 mm • PVC, 10 mm, white/ACRYLIC, 10 mm, Crylux, milky/3014, Polycasa (in the case of lighting) • LED: 6000 K • PVC, 19 mm, white • Folija Mactac MACal 9829-00, white 	 	
4. Decorative lamellae with LCD display At the elevator	NLB_IS_DL	The dimensions of the lamellae are adjusted according to the needs and specifics of the space.	<ul style="list-style-type: none"> • Egger Natural Hamilton Oak H3303 ST10, 18 mm 		
5. Decorative elements - colored V1, V2, V3	NLB_IS_DCE_1 NLB_IS_DCE_2 NLB_IS_DCE_3	DE 1: 300 mm DE 2: 400 mm DE 3: 600 mm	<ul style="list-style-type: none"> • PVC, 19 mm - colored / RAL Design 290 20 35 / RAL Design 290 40 35 / RAL Design 290 60 35 • PVC, 10 mm, white (spacer) 	  	
6. Decorative elements - greenery V1, V2, V3	NLB_IS_DGE_1 NLB_IS_DGE_2 NLB_IS_DGE_3	DE 1: 300 mm DE 2: 400 mm DE 3: 600 mm	<ul style="list-style-type: none"> • GREENERY: Purified stabilized moss, dark green shades • PVC, 19 mm, white • BORDER: PVC, 10 mm, white 	 	
7. Micro signage element 2 Meeting rooms, executive offices	NLB_IS_MSE_MR NLB_IS_MSE_LO	180 x 100 mm	<ul style="list-style-type: none"> • FRONT: Egger Natural Hamilton Oak H3303 ST10, 8 mm - edged • INSCRIPTION: Folija Mactac MACal 9829-00, white • DISTANCE: PVC, 10 mm, white 	 	
8. Micro signage element 2 Tea kitchens, toilets	NLB_IS_MSE_K NLB_IS_MSE_T	WALL SIGNAGE: 500 x 150 mm DOOR SIGNAGE: 150 x 150 mm	<ul style="list-style-type: none"> • BASE: Anodized aluminum, 2 mm • INSCRIPTION: Foil Mactac MACal 9829-00, white • PICTOGRAM: Egger Natural Hamilton Oak H3303 ST10, 5 mm, Ultrapass + MDF • DISTANCE: PVC, 10 mm, white 	   	
9. Glass surfaces Doors Foil inscriptions on the door	NLB_IS_GS_D	CIRCLES: R = 55 mm, distance between circles = R FONT: CocoSharp Extrabold, 250 pt	<ul style="list-style-type: none"> • SANDBLASTED FILM: Mactac MACAL Glass Decor 798-01 • INSCRIPTION: IMAGin JT WT-PT 9700, opal white 	 	When it is necessary to indicate the purpose of the room on the floor, the doors are equipped with an additional inscription made of white foil.
10. Glass surfaces Internal communication messages	NLB_IS_GS_Q	FONT: CocoSharp Extrabold, 450 pt	<ul style="list-style-type: none"> • WHITE FOIL: IMAGin JT WT-PT 9700, opal white • INDIGO: Hexis T. 5274 • SANDBLASTED FILM: Mactac MACAL Glass Decor 798-01 	  	
11. Symbol Executive meeting rooms, lobby	NLB_IS_SY	The dimension of the symbol depends on the size of the wall.	<ul style="list-style-type: none"> • Acrylic, 10 mm, transparent, glossy • FOIL: Mactac MACal 9829-00, white • SPACER: 5 mm 	 	

Schematic representations of manufacturing and schematic plans of elements

Basic elements

- Basic element 1
- Basic element 2
- Basic element 3

Decorative elements

- Decorative elements - colored V1, V2, V3
- Decorative elements - greenery V1, V2, V3
- Decorative lamellae with LCD display

Micro signage elements

- Micro signage element 1
(Meeting rooms, executive offices)
- Micro signage element 2
(Tea kitchens, toilets, ...)

Glass surfaces

- Glass surfaces - doors
- Glass surfaces

Using a symbol in space

- Symbol (optional)
(Executive meeting rooms, lobby)

Basic elements

- 1 Basic element 1
- 2 Basic element 2
- 3 Basic element 3

Basic element 1

www.nlb.si/brand/business-buildings/inside-signage-hq/ground-floor

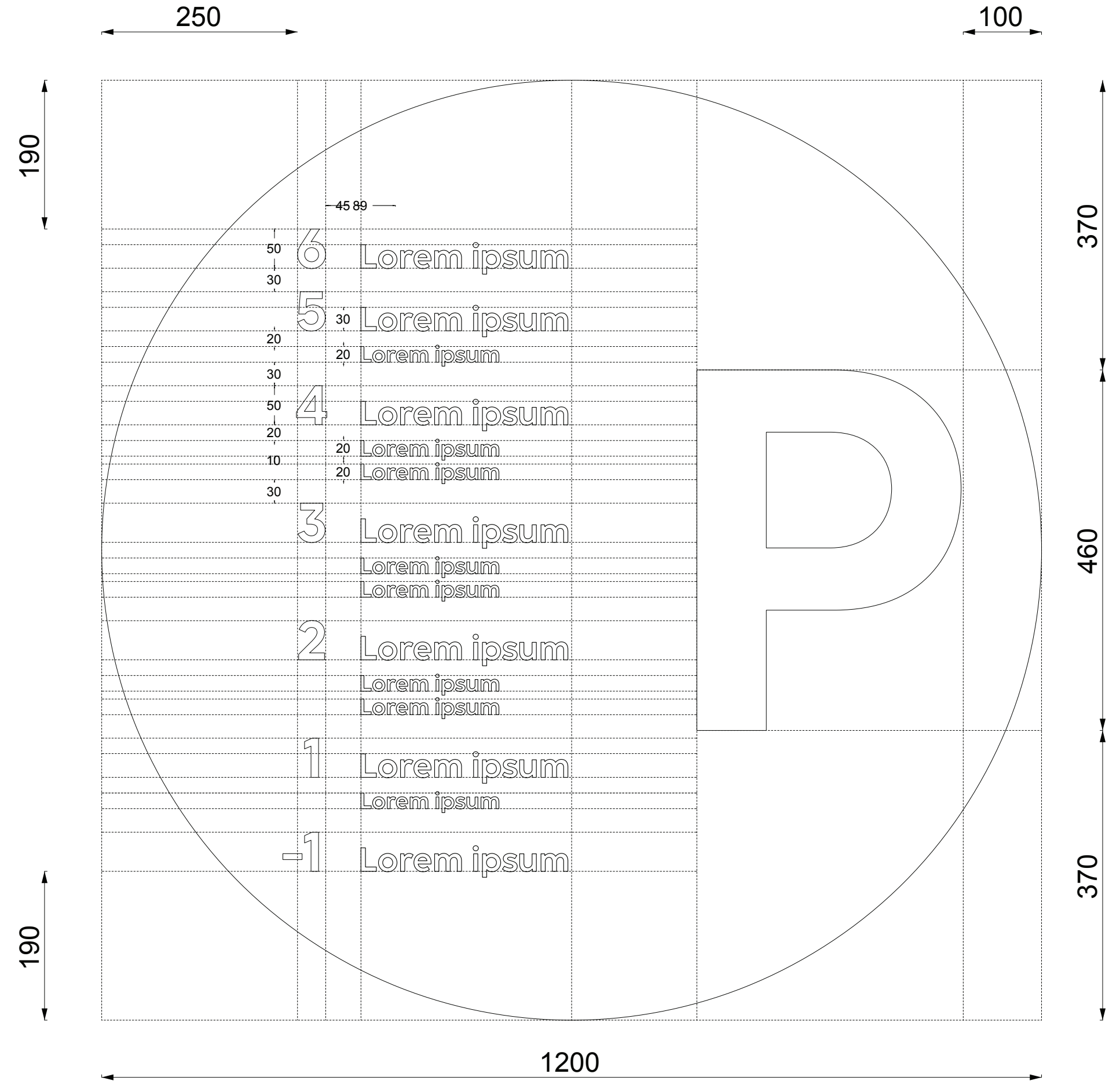

Note:

The descriptions of organizational units should be short.



Basic element 1

Font: **Coco Sharp Bold**



Basic element 2

www.nlb.si/brand/business-buildings/inside-signage-hq/lift_staircase

Note:

The descriptions of organizational units should be short.

Foil

• Mactac MACal 9829-00

Egger Natural Hamilton Oak

• H3303 ST10, 18 mm



PVC, 19 mm

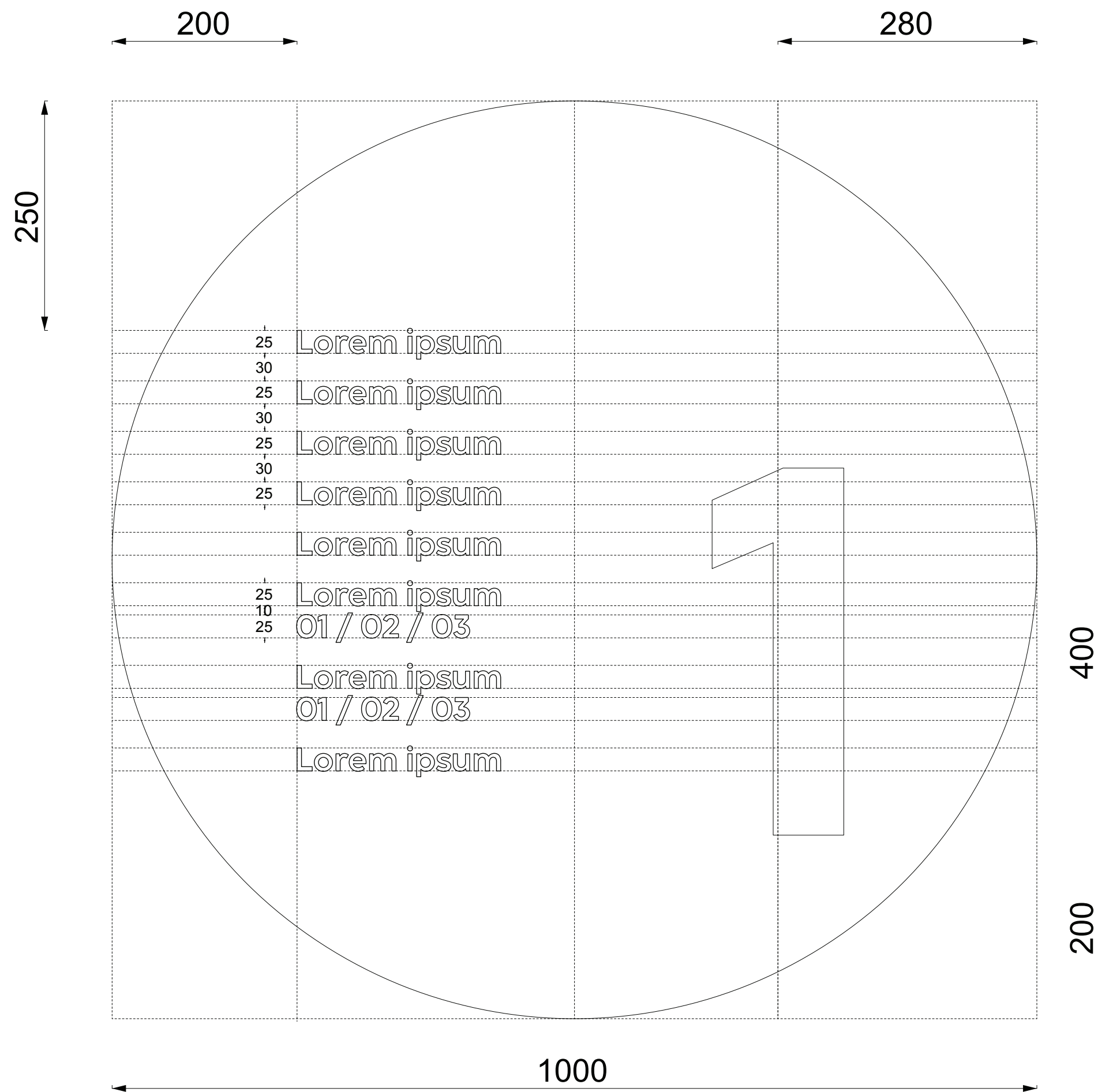
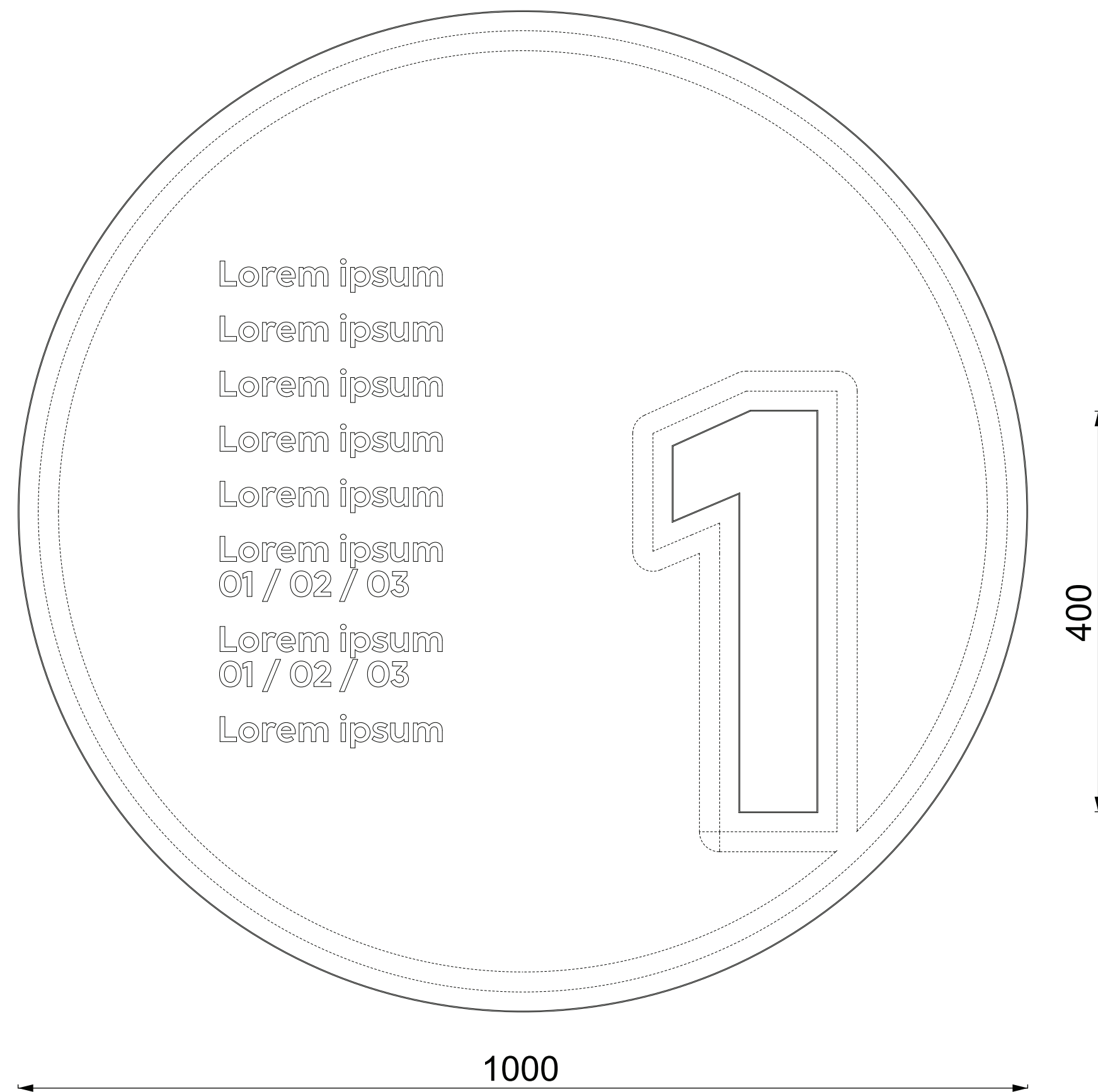
• White

Acrylic, 10 mm - light part

• Crylux, milky/3014, Polycasa

Basic element 2

Font: **Coco Sharp Bold**



Basic element 3

www.nlb.si/brand/business-buildings/inside-signage-hq/floor

Note:

The element can be backlit. Backlighting depends on the prepared electrical supply. In the case of backlighting, a layer of acrylic with LED lighting is added in the manner shown in basic elements 1 and 2.

Foil

• Mactac MACal 9829-00

Egger Natural Hamilton Oak

• H3303 ST10, 18 mm

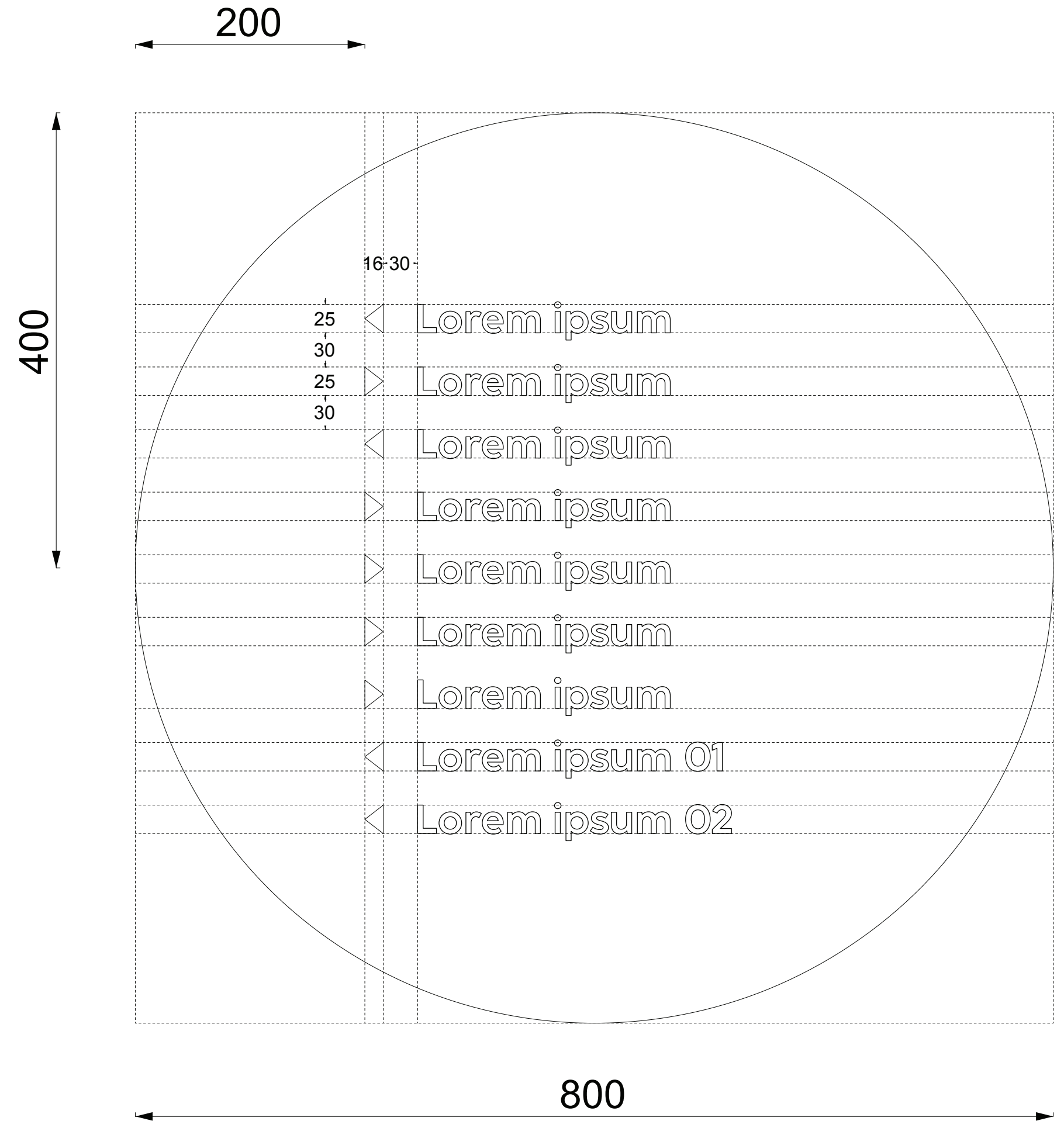
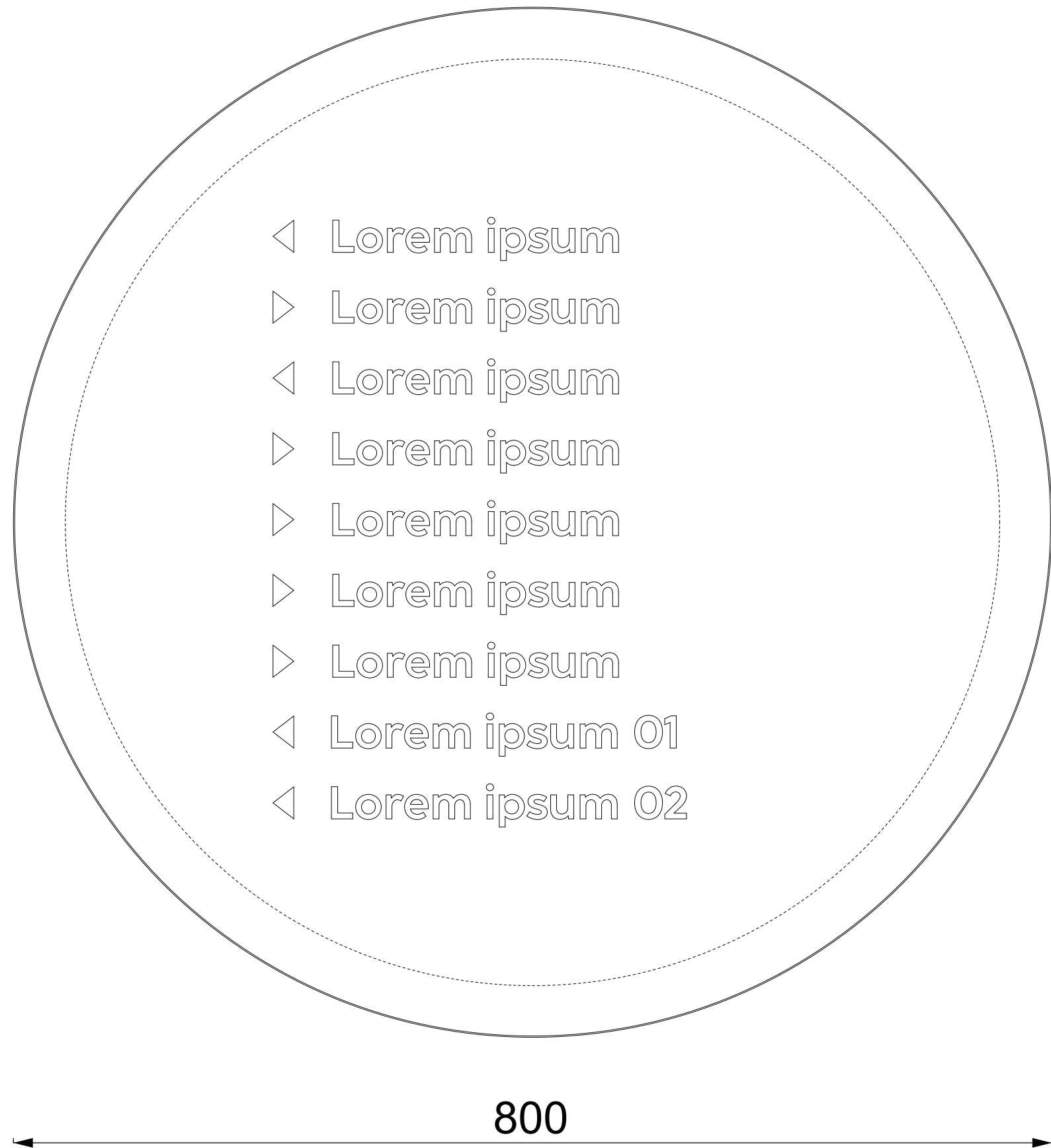


PVC, 19 mm

• White

Basic element 3

Font: **Coco Sharp Bold**




Decorative elements

- 1** Decorative elements - colored V1, V2, V3
- 2** Decorative elements - greenery V1, V2, V3
- 3** Decorative lamellae with LCD display

Decorative elements

Note:

- Decorative elements are part of the basic signage elements. The number of decorative elements is adjusted to the space.
- Decorative elements can also be used on other walls/spaces that are not related to the signage system.




PVC, 10 mm

- White

PVC, 19 mm - colored

- RAL Design 290 20 35
- RAL Design 290 40 35
- RAL Design 290 60 35



PVC, 10 mm

- White

Outline/border - PVC 19 mm

- White

Purified stabilized moss

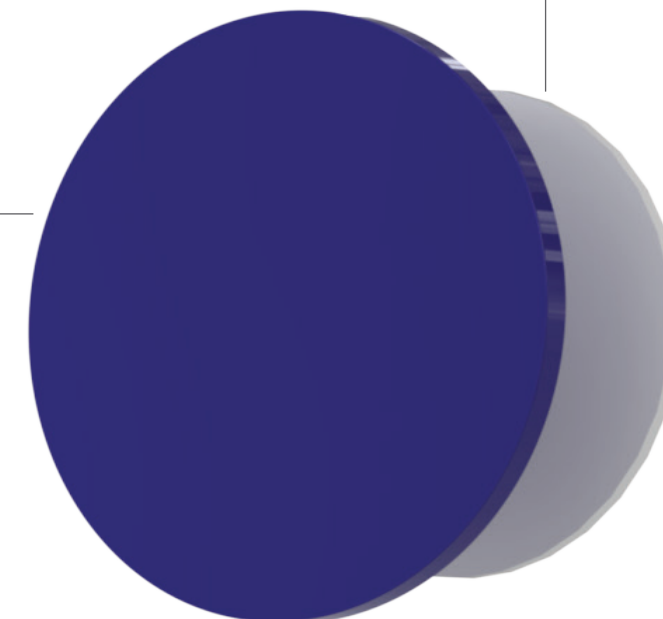
- Dark green shades

PVC, 10 mm

- White

PVC, 19 mm - colored

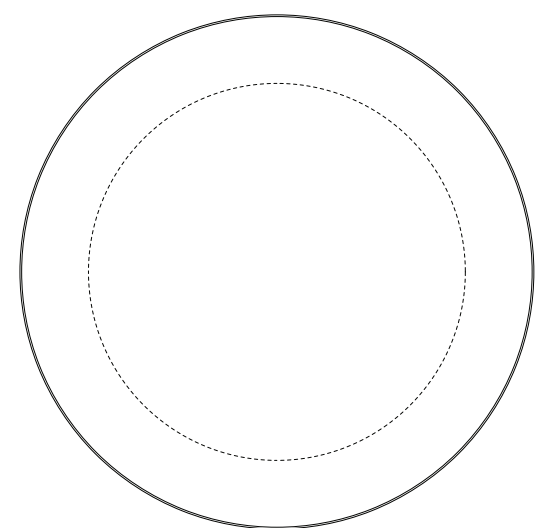
- RAL Design 290 20 35
- RAL Design 290 40 35
- RAL Design 290 60 35



Decorative elements

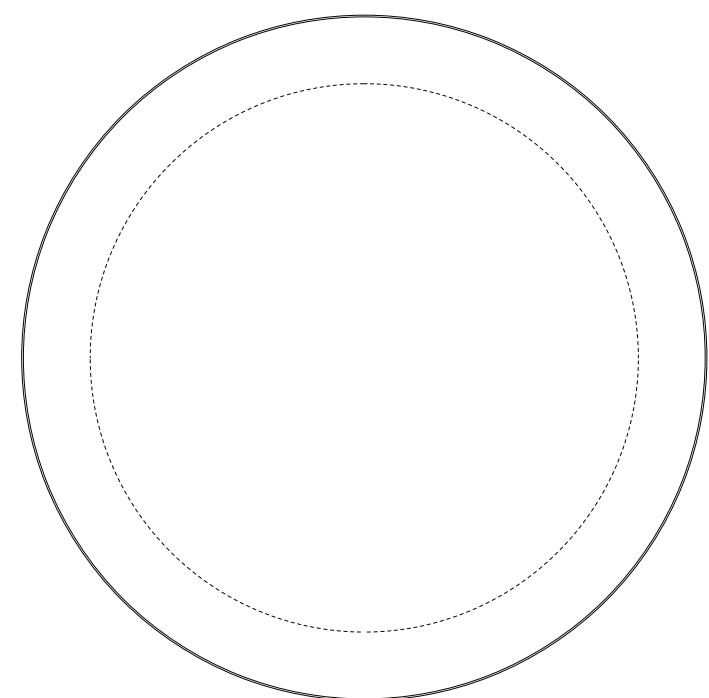
Note:

Dimensions apply to colored decorative elements and elements with greenery.




300

Decorative element - colored/greenery V1




400

Decorative element - colored/greenery V2



600

Decorative element - colored/greenery V3



Decorative lamellae with LCD display

Egger Natural Hamilton Oak
H3303 ST10, 18 mm



Wall mount for LCD display



Micro signage elements

- 1 Micro signage element 1
- 2 Micro signage element 2

Micro signage element 1

www.nlb.si/brand/business-buildings/inside-signage-hq/floor

PVC, 10 mm

· White

Egger Natural Hamilton Oak

· H3303 ST10, 8 mm, edged


Foli

· Mactac MACal 9829-00

Sandblasted film

· Mactac MACAL Glass Decor 798-01

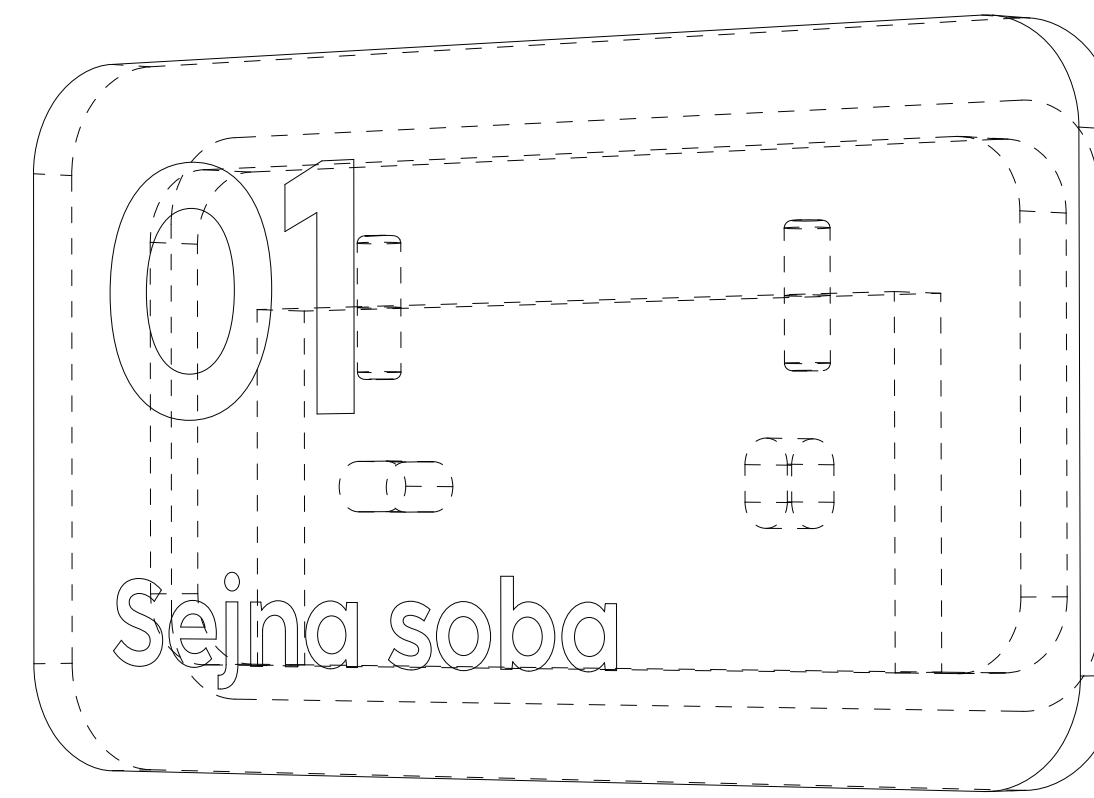
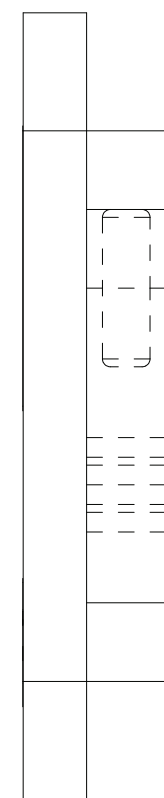
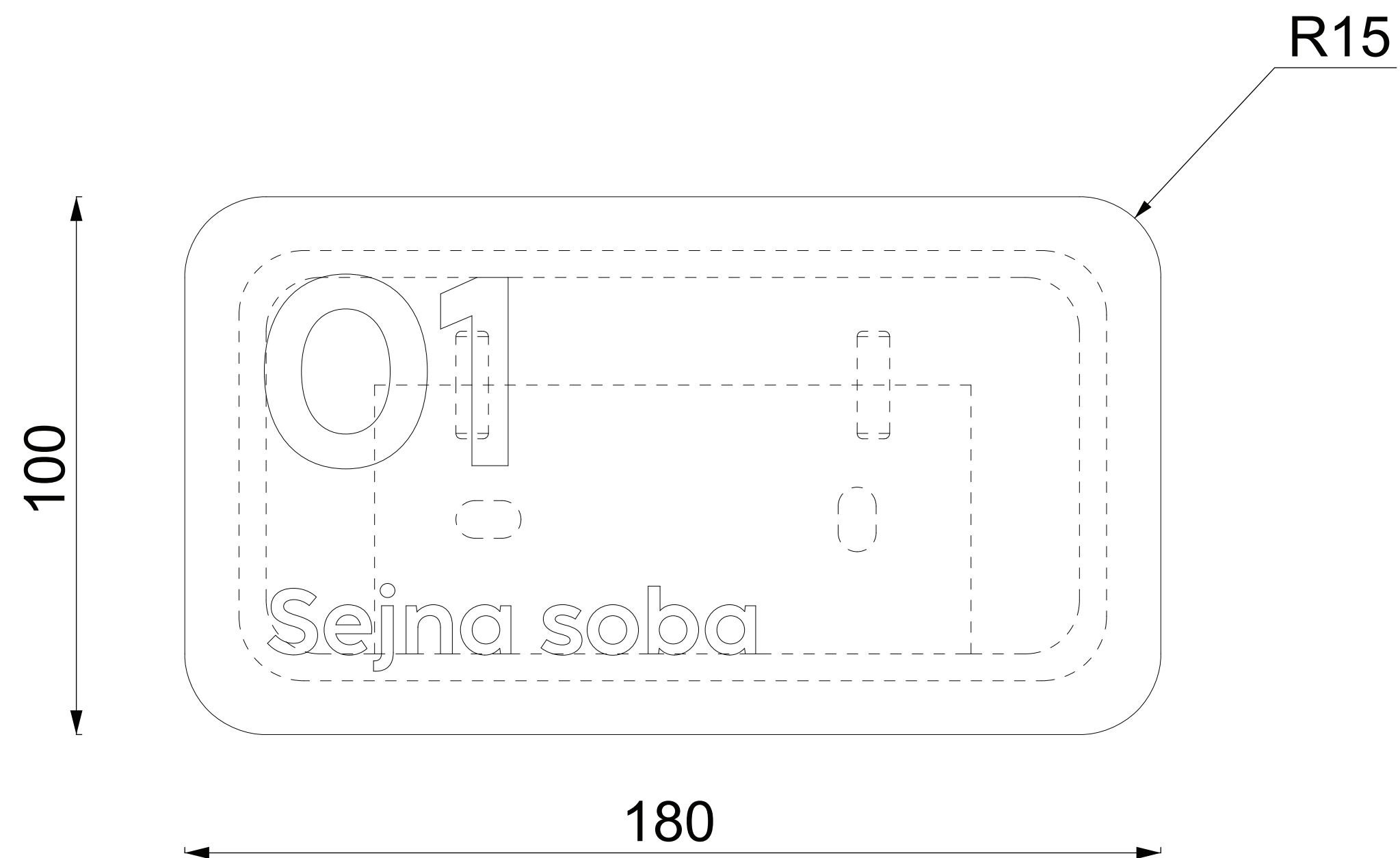
· Foil glued on the inside of the glass



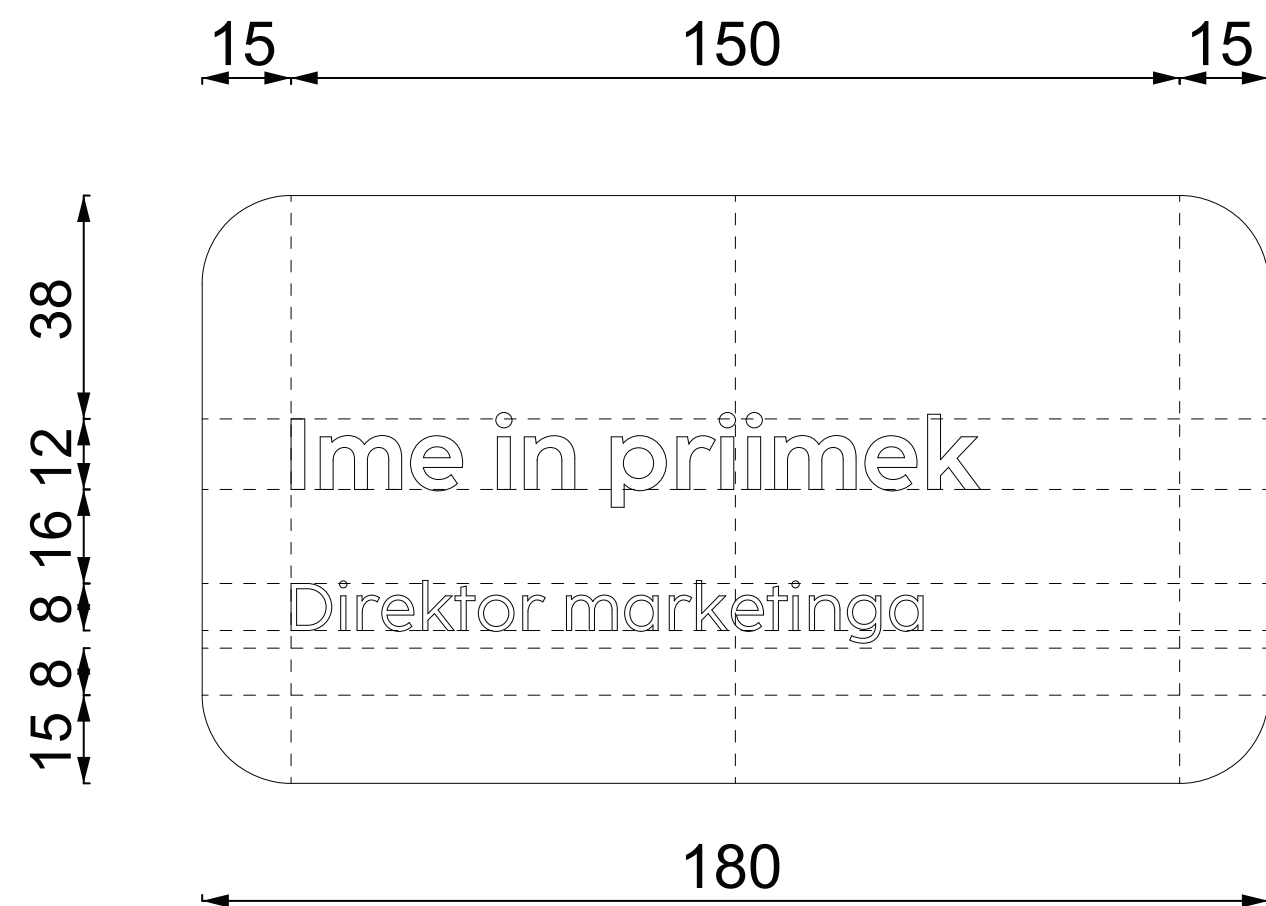
Note:

The element is adhered to the glass surface using double-sided adhesive tape in white color. To cover the holder, sandblasted film is placed on the inner side of the glass, which is larger than the holder in scope.


Micro signage element 1



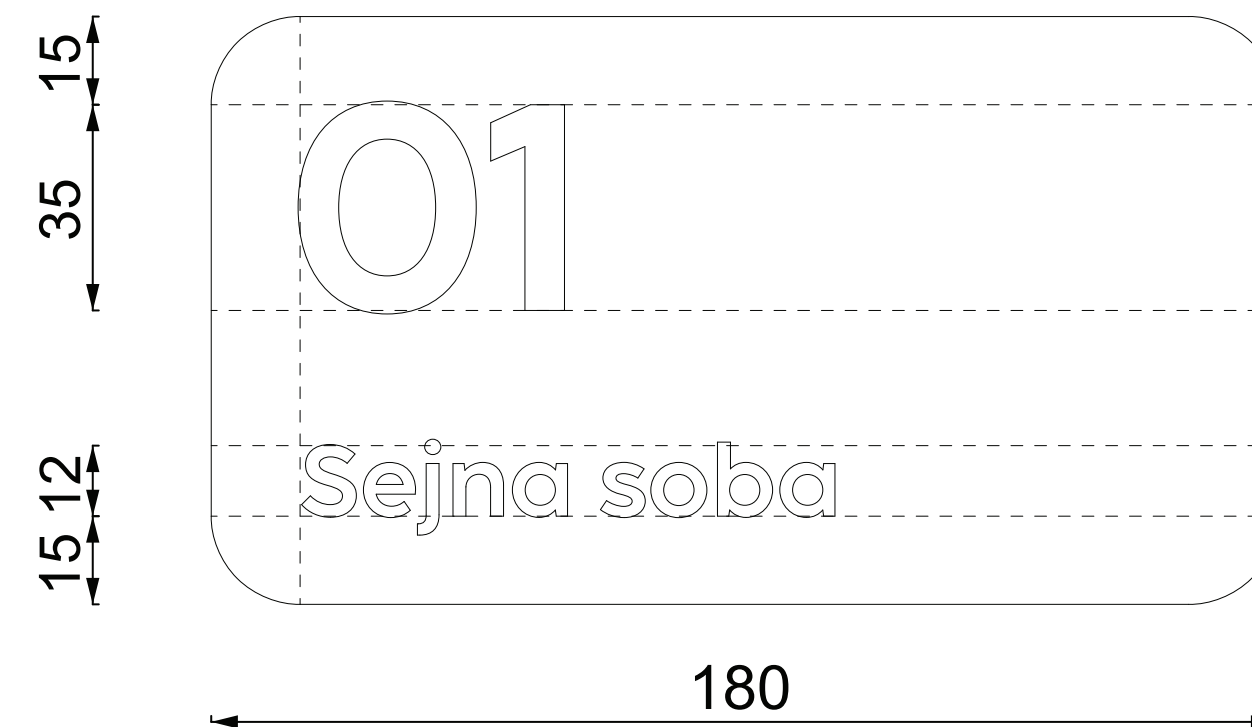
Micro signage element 1



Font 1: **Coco Sharp Bold**
Font 2: **Coco Sharp Regular**



Font 1: **Coco Sharp Bold**
Font 2: **Coco Sharp Bold**



Font 1: **Coco Sharp Bold**
Font 2: **Coco Sharp Bold**

Micro signage element 2

www.nlb.si/brand/business-buildings/inside-signage-hq/floor

Note:

The element enables three different uses:

- with a flap - V1
- as a flat element - V2
- as a door element - V3
- In the case of sliding doors, the V3 element is made without a spacer and with a cutout of the pictogram from aluminum, which is then adhered to the door.

Anodized aluminum, 2 mm

Foil


- Mactac MACal 9829-00

PVC, 10 mm

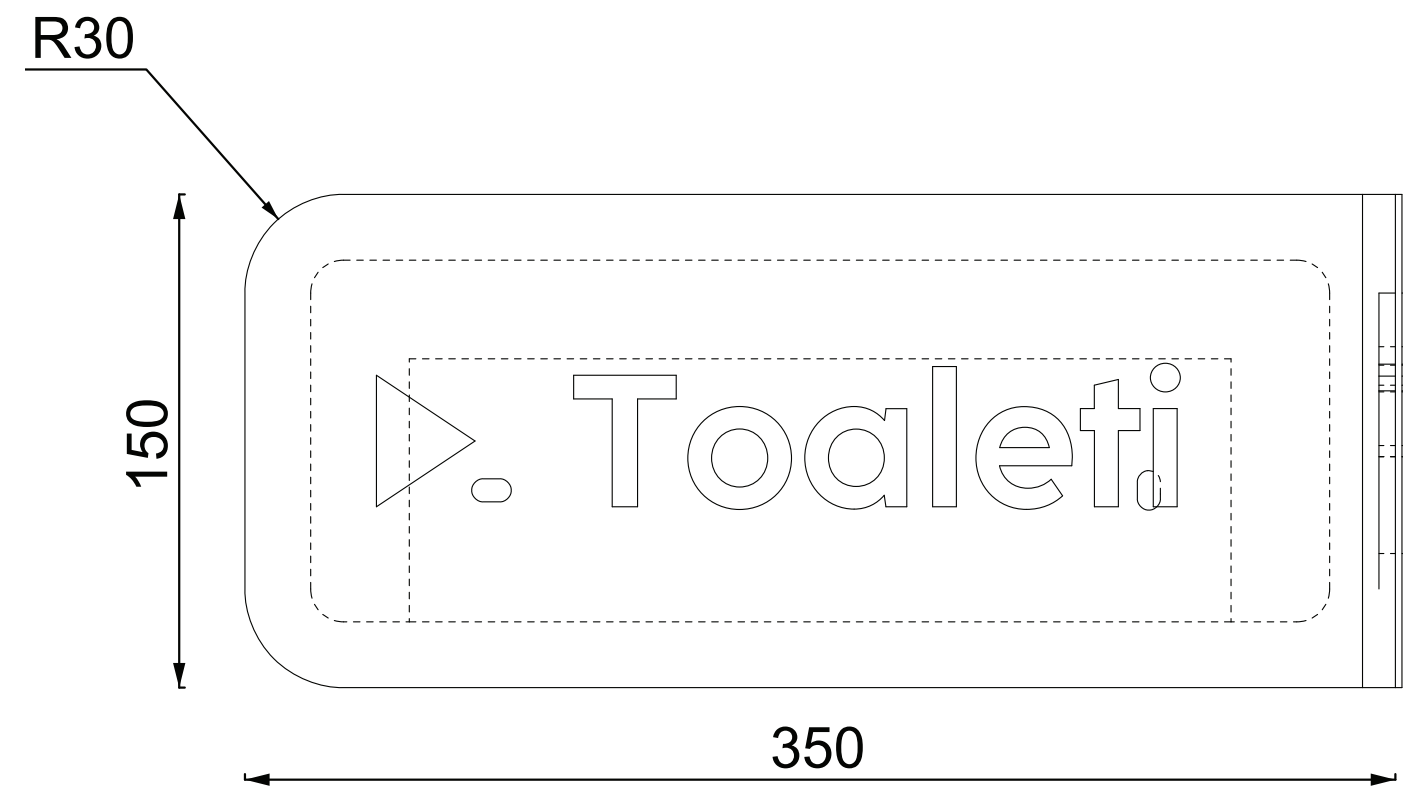
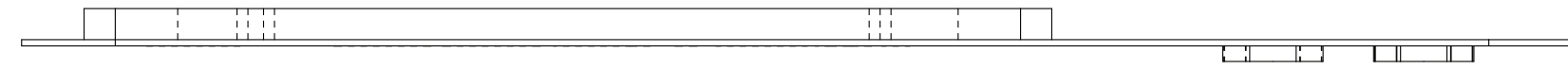

- White

Egger Natural Hamilton Oak

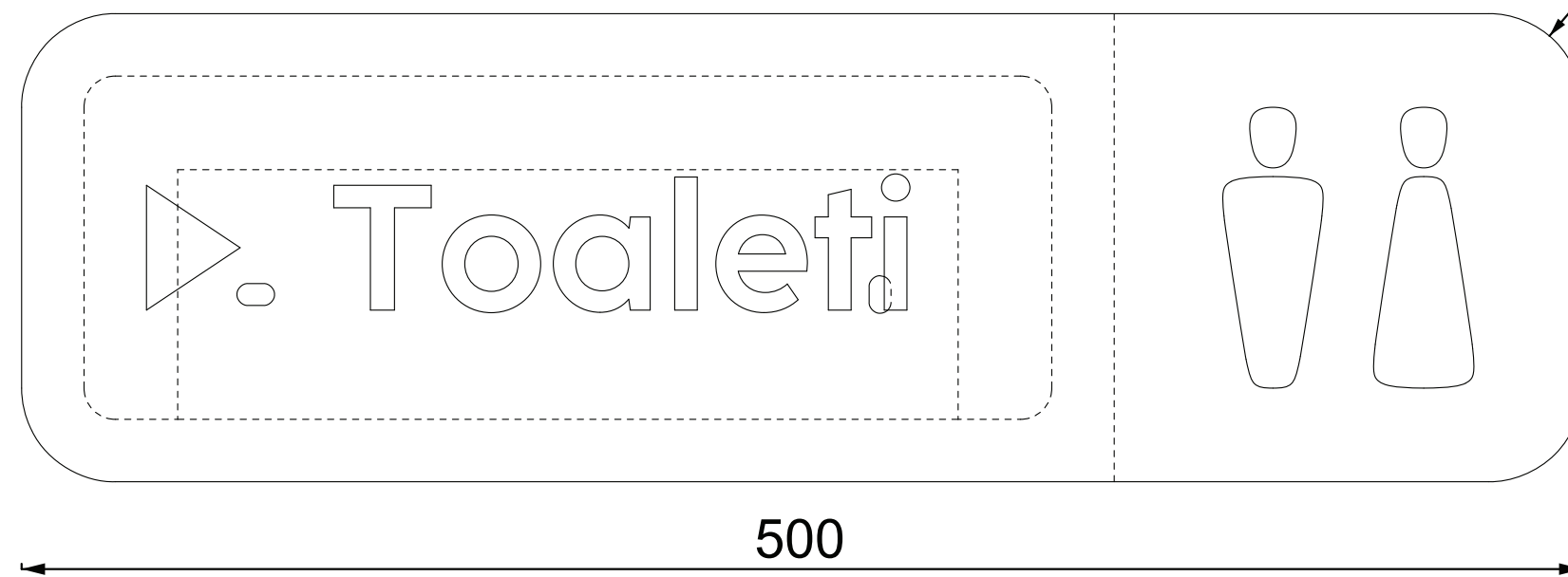
- H3303 ST10, 5 mm
- Ultrapass + MDF



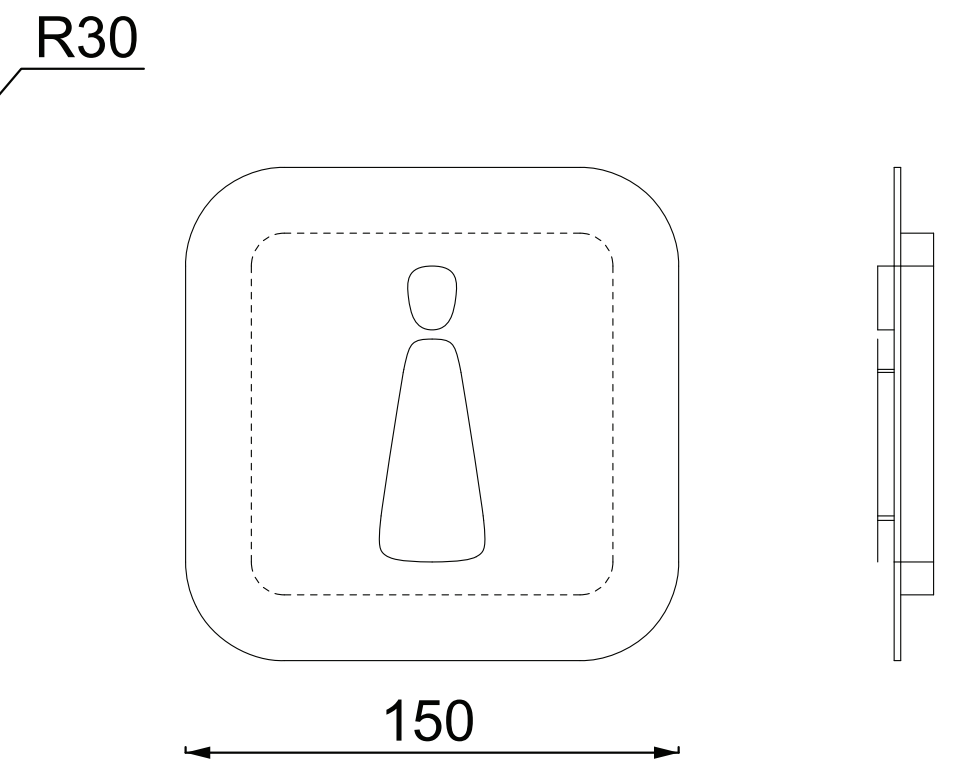
Micro signage element 2



Micro signage element V1



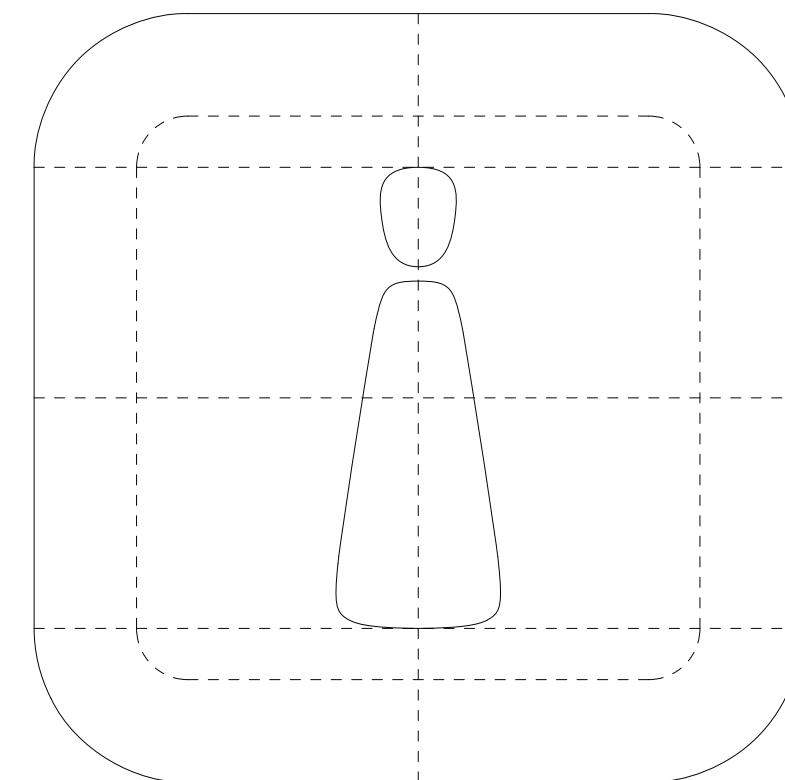
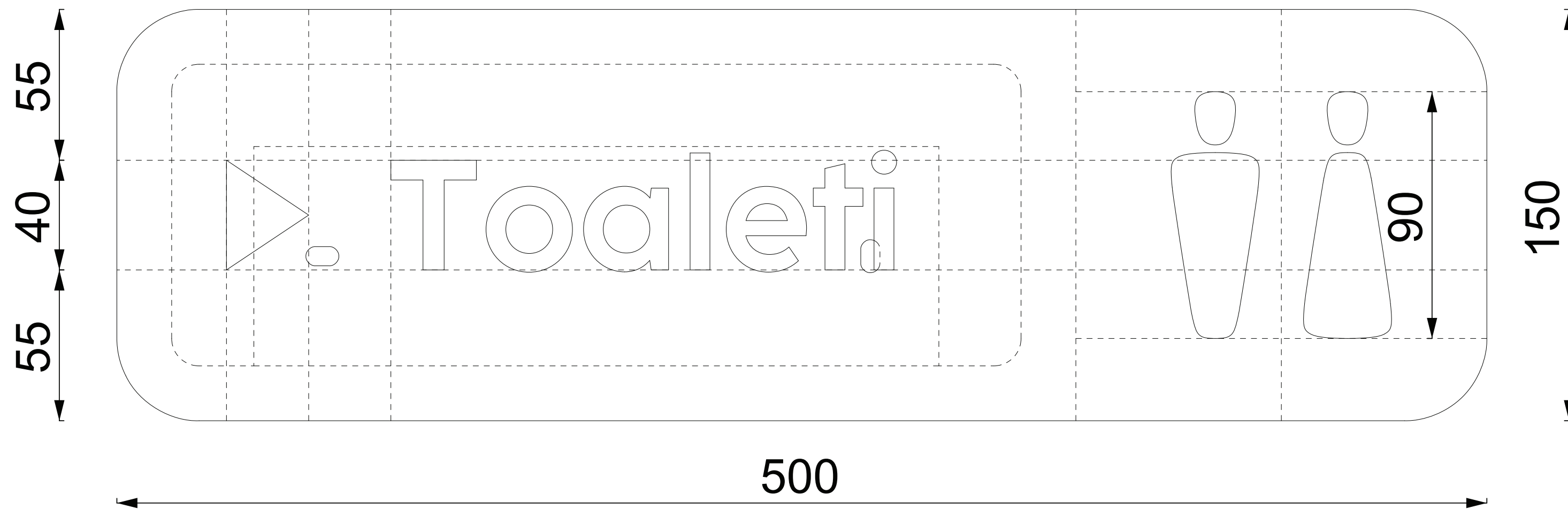
Micro signage element V2



Micro signage element V3
(on the door)

Micro signage element 2

Font: Coco Sharp Bold




Glass surfaces

- 1** Glass surfaces - doors
- 2** Glass surfaces

Glass surfaces

www.nlb.si/brand/business-buildings/inside-signage-hq/glass-surfaces

03



Glass surfaces are equipped in accordance with the visualization on the left:

This method of production is used:

1 on doors

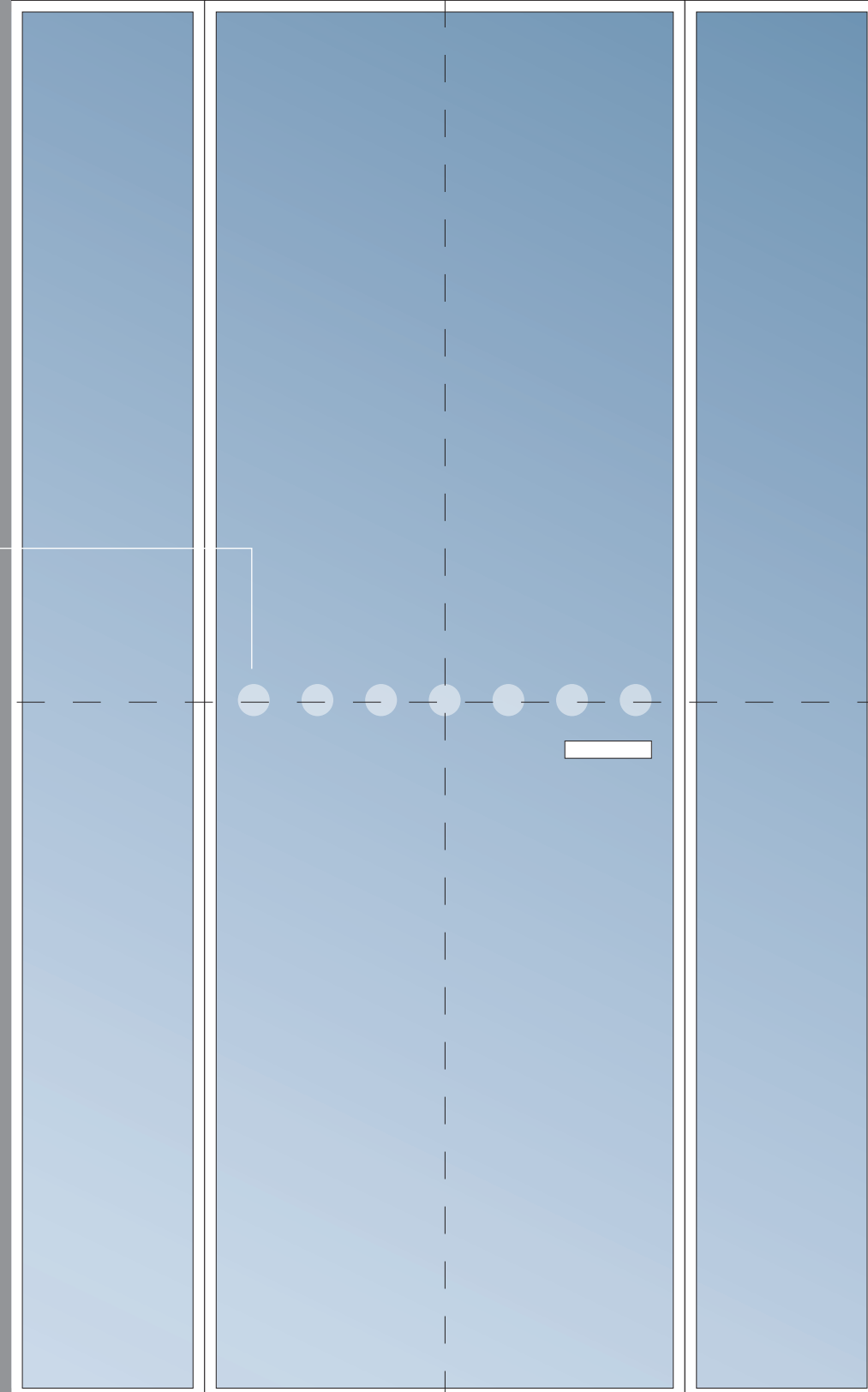
2 on glass surfaces

- For safety reasons, doors are equipped with smaller circles made of sandblasted film.
- When it is necessary to indicate the purpose of the room on the floor, we add a signage made of white foil.
- Other glass surfaces are equipped with NLB internal communication messages, made of white and indigo foil.
- Semicircles made of sandblasted film are used to cover and brighten up the glass surfaces in the room.

Glass surfaces - doors

Sandblasted film

- Mactac MACAL Glass Decor 798-01
- Size of circles: R = 55 mm
- Distance between circles: 55 mm

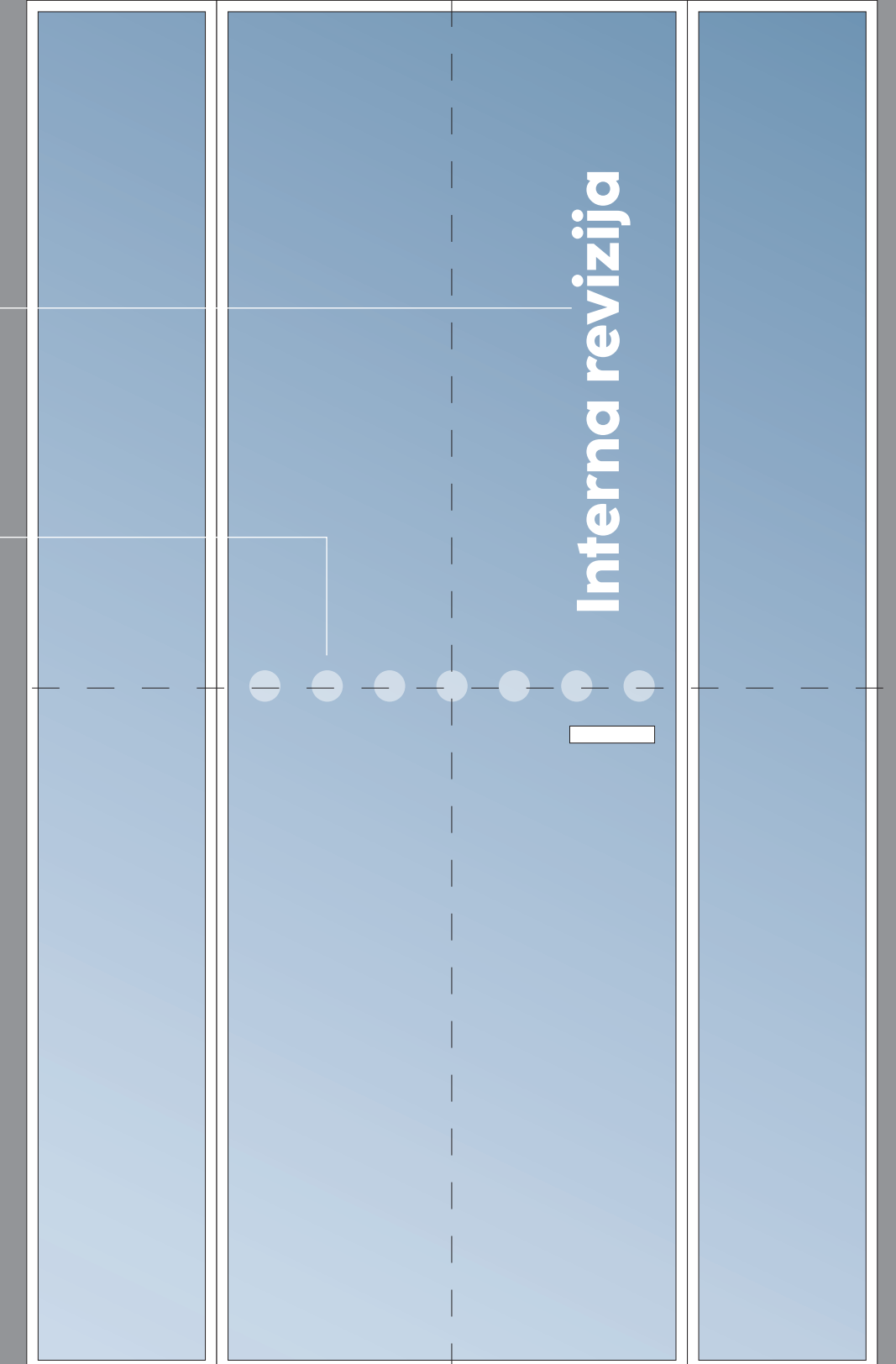


Foil

- IMAGin JT WT-PT 9700, opal white
- Font: CocoSharp Extrabold, 250 pt,
- The size of the text adjusts to the length of the text.

Sandblasted film

- Mactac MACAL Glass Decor 798-01
- Size of circles: R = 55 mm
- Distance between circles: 55 mm



Glass surfaces

NLB internal communication messages

Iskreni smo
sagovornici i
aktivni slušaoci.

V1 - NLB internal communication messages
Foil: IMAGin JT WT-PT 9700, opal white
Font: **Coco Sharp Extrabold, 450 pt**

Iskreni smo
sagovornici i
aktivni slušaoci.

V2 - NLB internal communication messages, white foil + NLB indigo foil
Foil: IMAGin JT WT-PT 9700, opal white + Hexis T. 5274
Font: **Coco Sharp Extrabold, 450 pt**

Glass surfaces

Semicircles made of sandblasted film



V1 - semicircle made of sandblasted film
Foil: Mactac MACAL Glass Decor 798-01
Align left

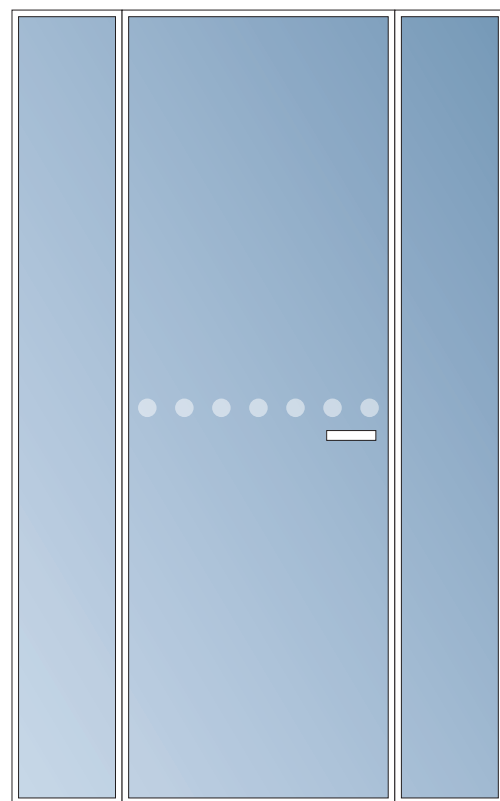


V2 - semicircle made of sandblasted film
Foil: Mactac MACAL Glass Decor 798-01
Align right

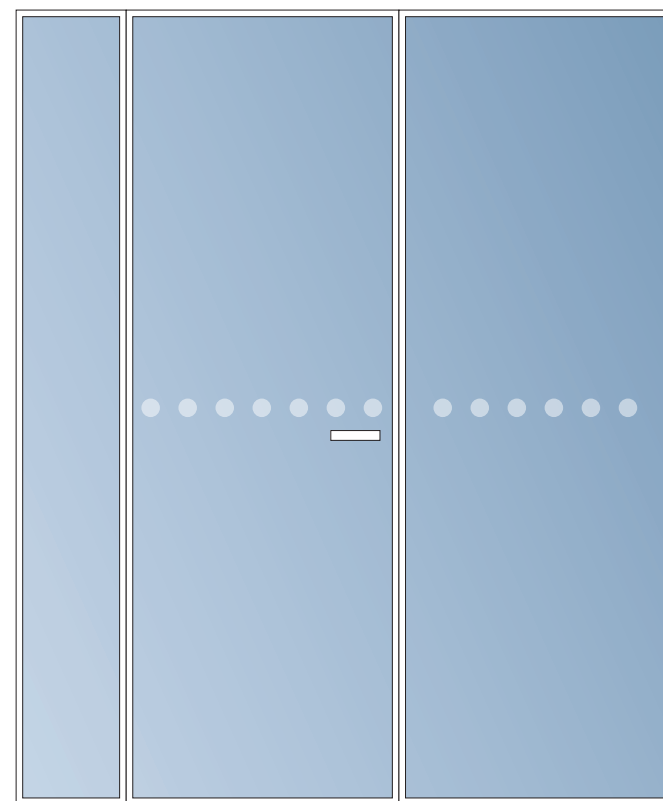
Glass surfaces

Sample drawings - doors and smaller glass surfaces

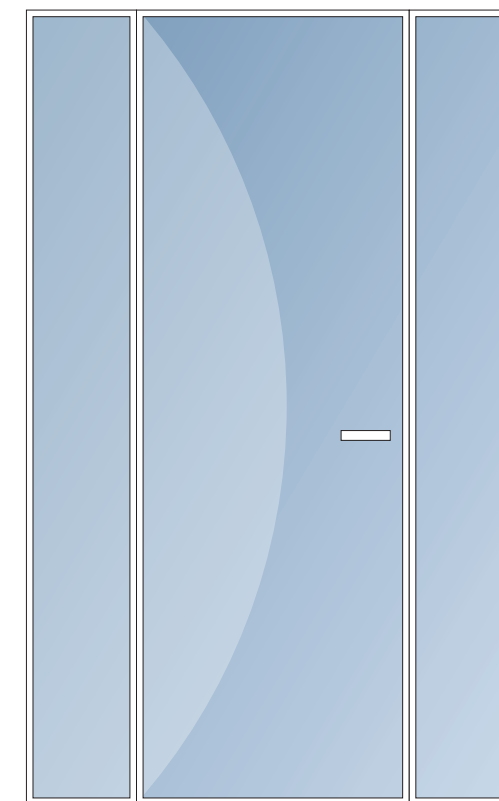
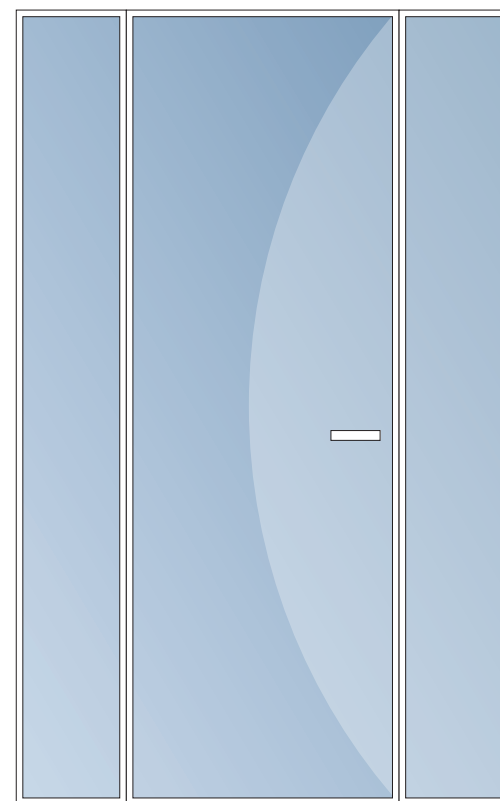
V1.1 - line with circles



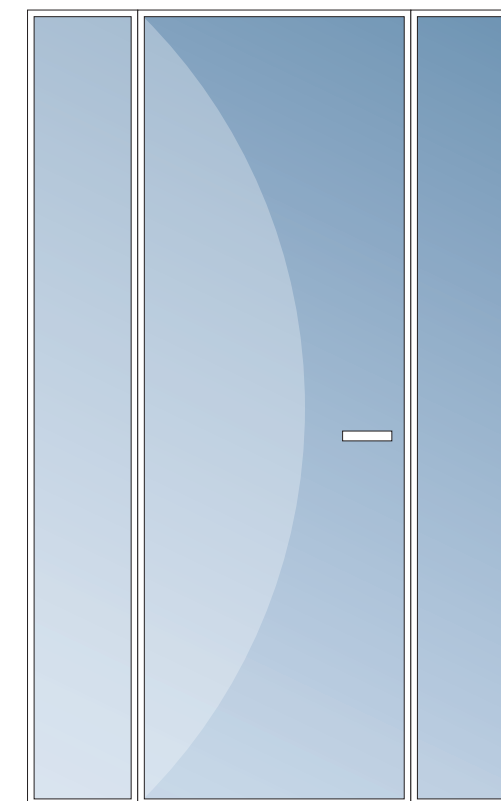
V1.2 - line with circles



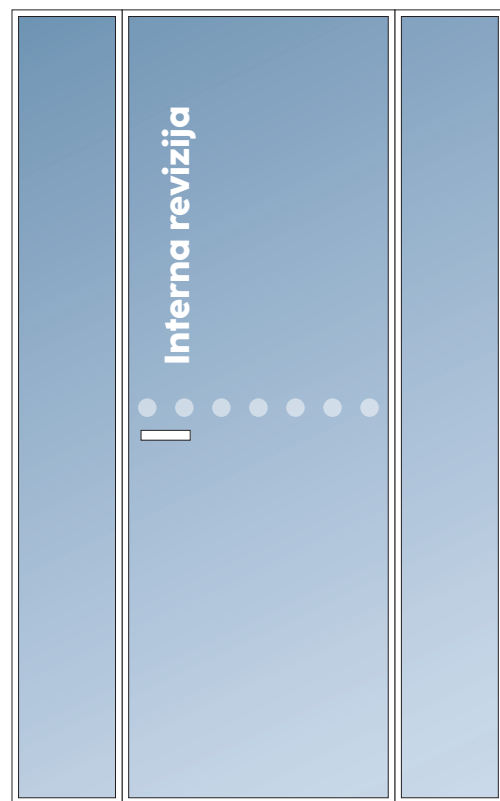
V2.1 - semicircle



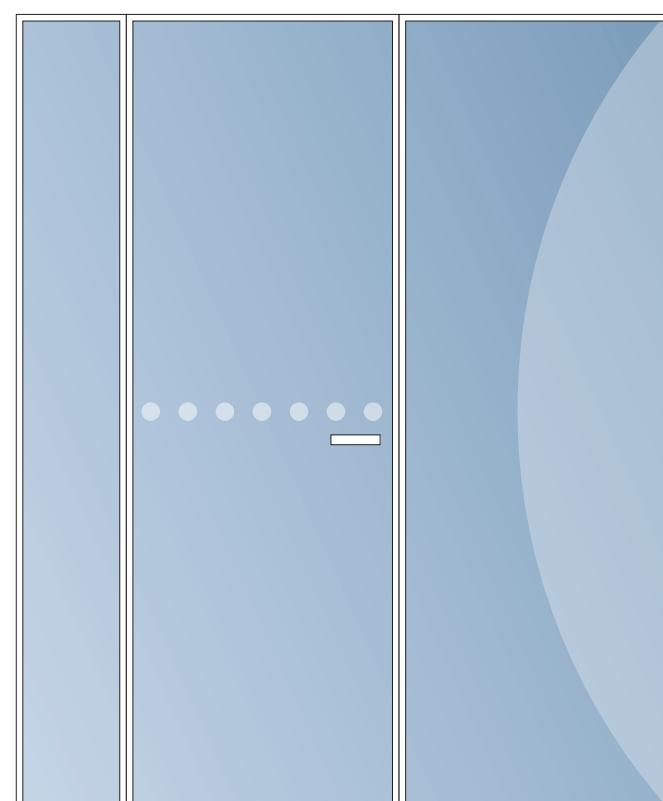
V3.1 - semicircle



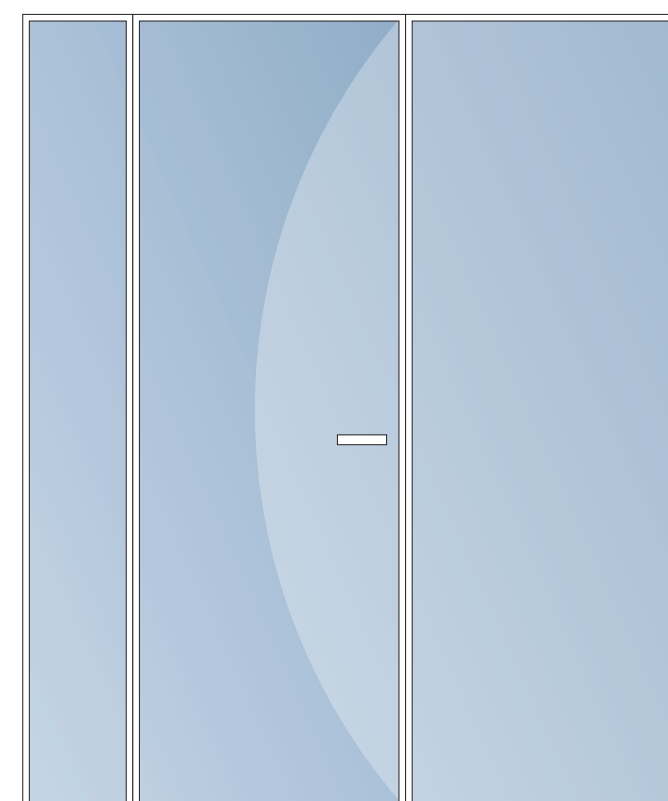
V1.3 - line with circles and text



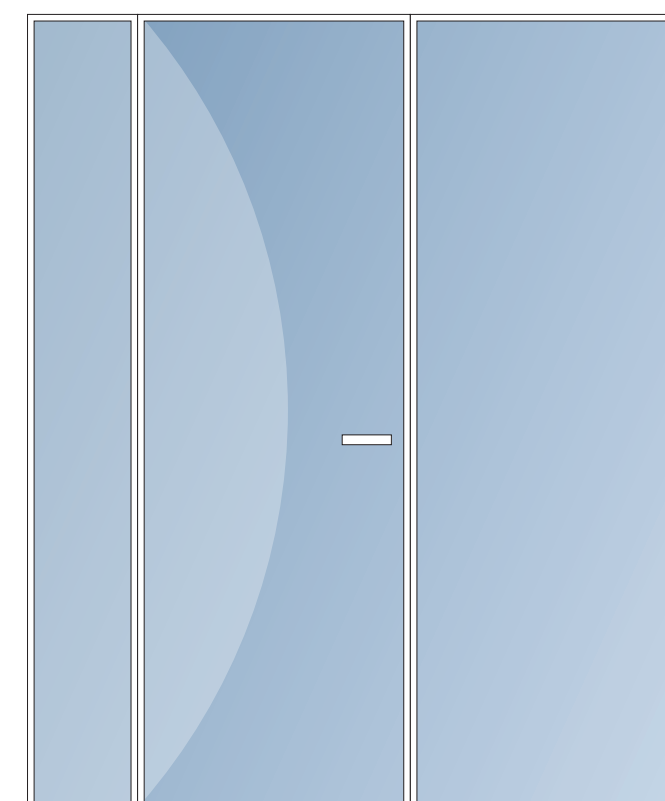
V2.2 - semicircle + line with circles



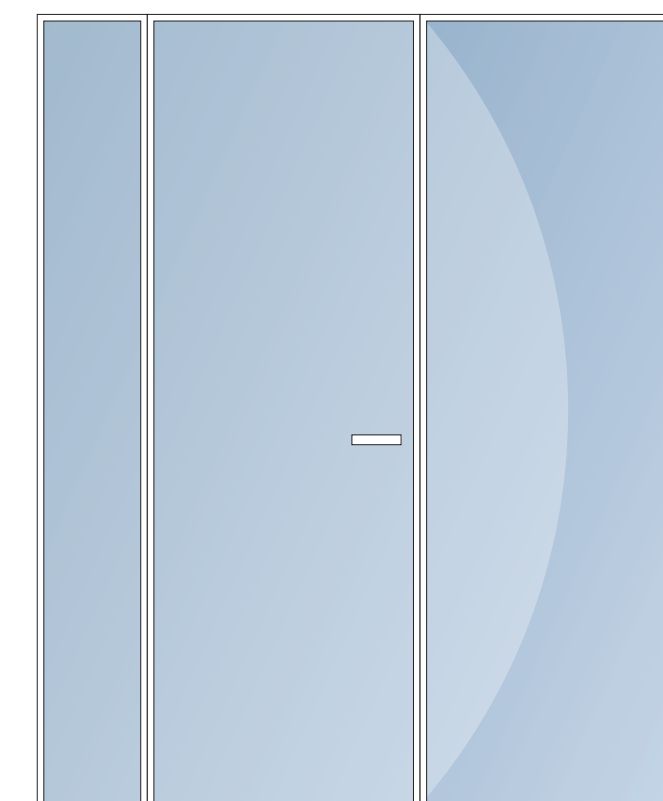
V2.3 - semicircle



V3.2 - semicircle



V3.3 - semicircle



Glass surfaces

Sample drawings - smaller glass surfaces

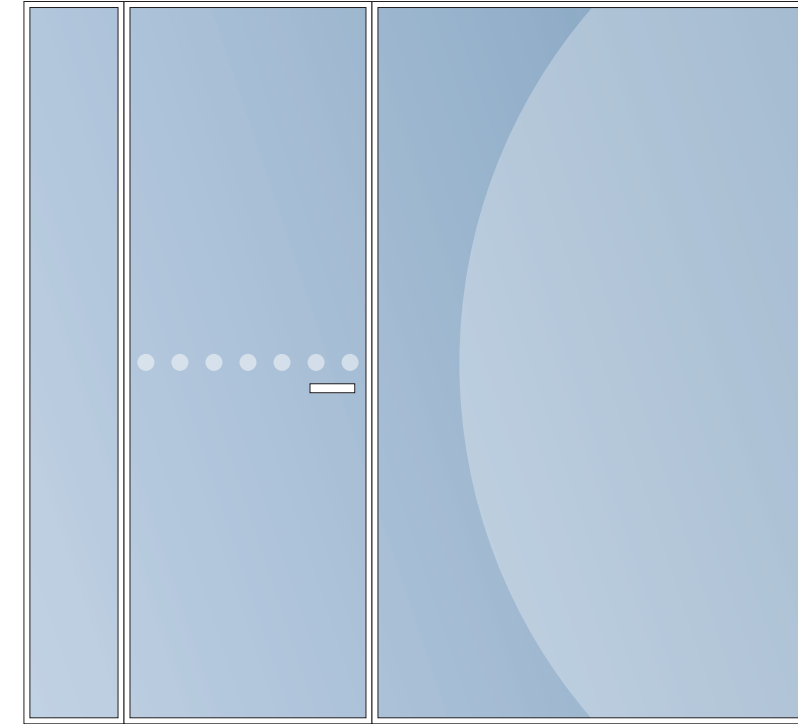
V1.1 - NLB internal communication messages
white text



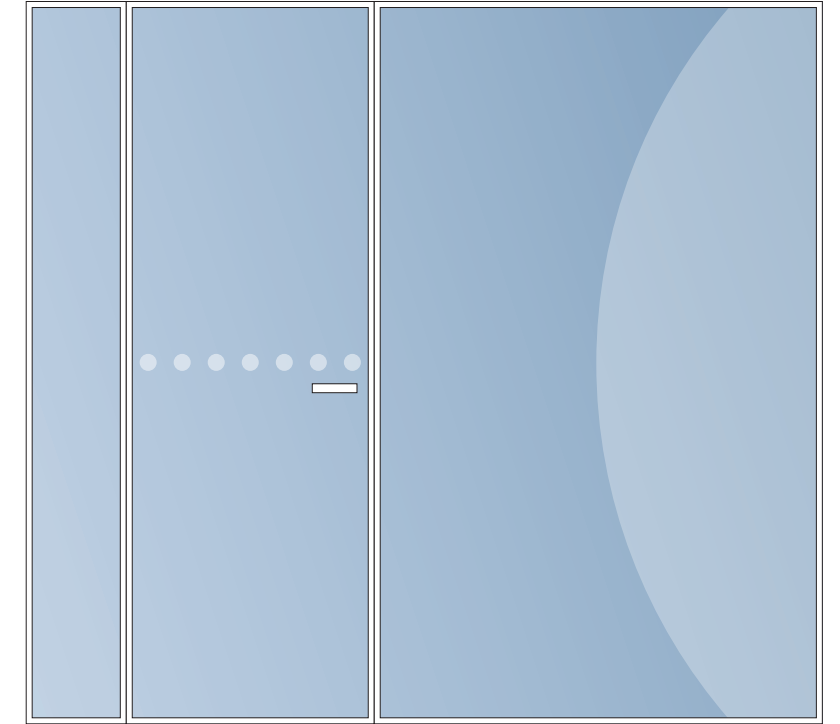
V1.2 - NLB internal communication messages
white and indigo text



V2.1 - semicircle



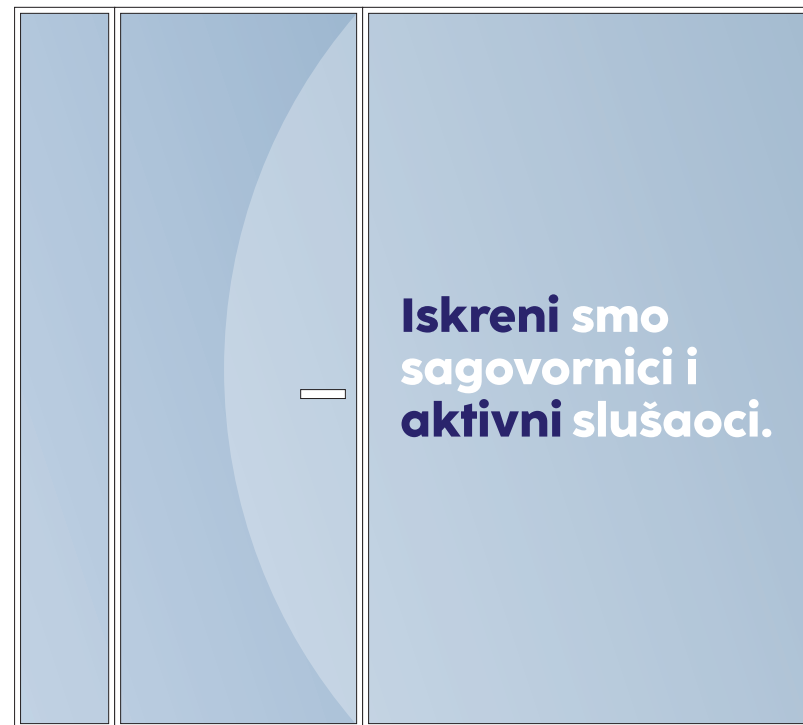
V2.2 - semicircle



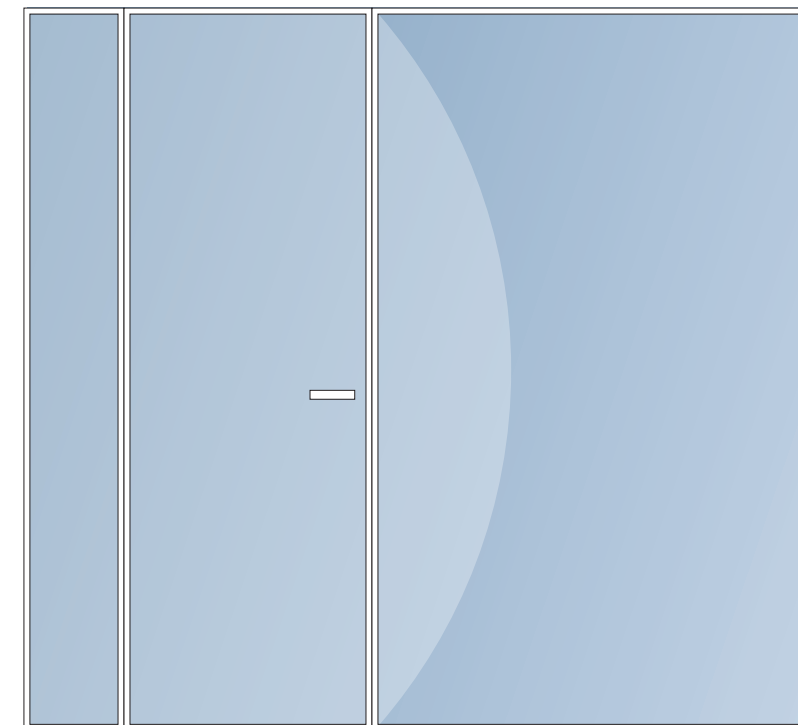
V1.3 - NLB internal communication messages
white text + semicircle



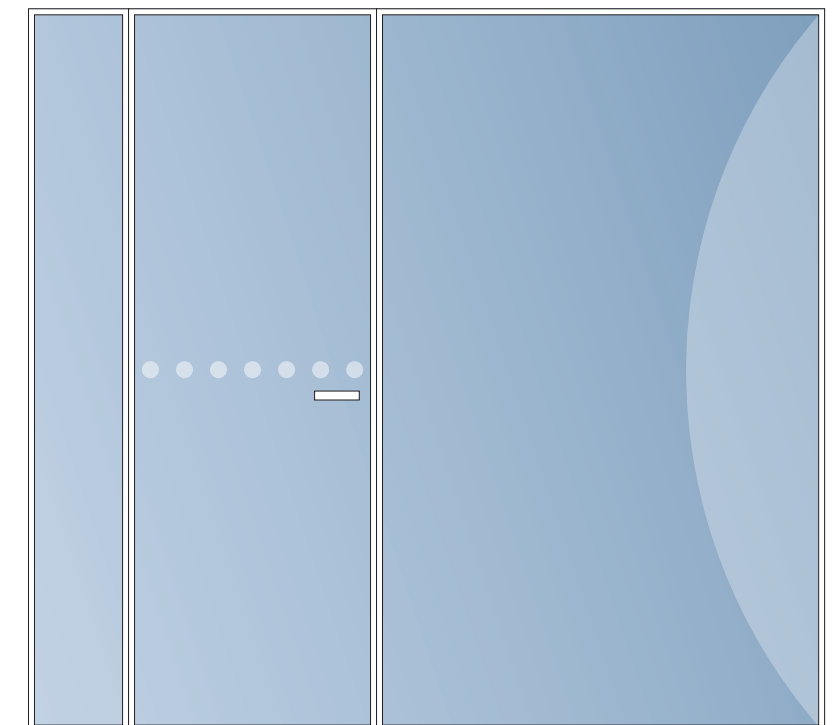
V1.4 - NLB internal communication messages
white and indigo text + semicircle



V2.3 - semicircle



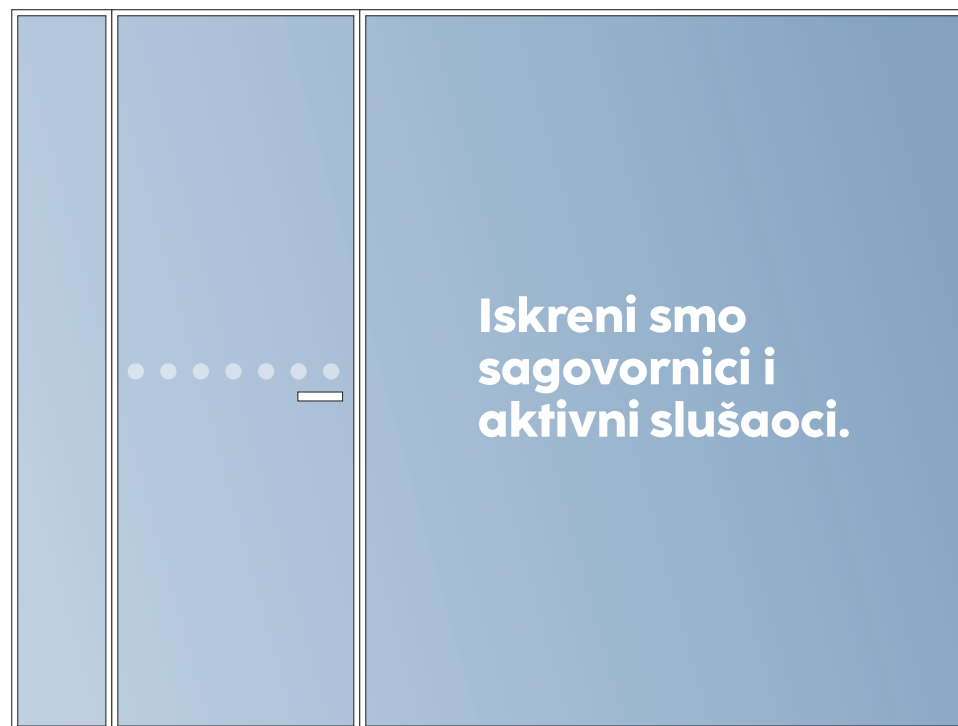
V2.4 - semicircle



Glass surfaces

Sample drawings - glass surfaces

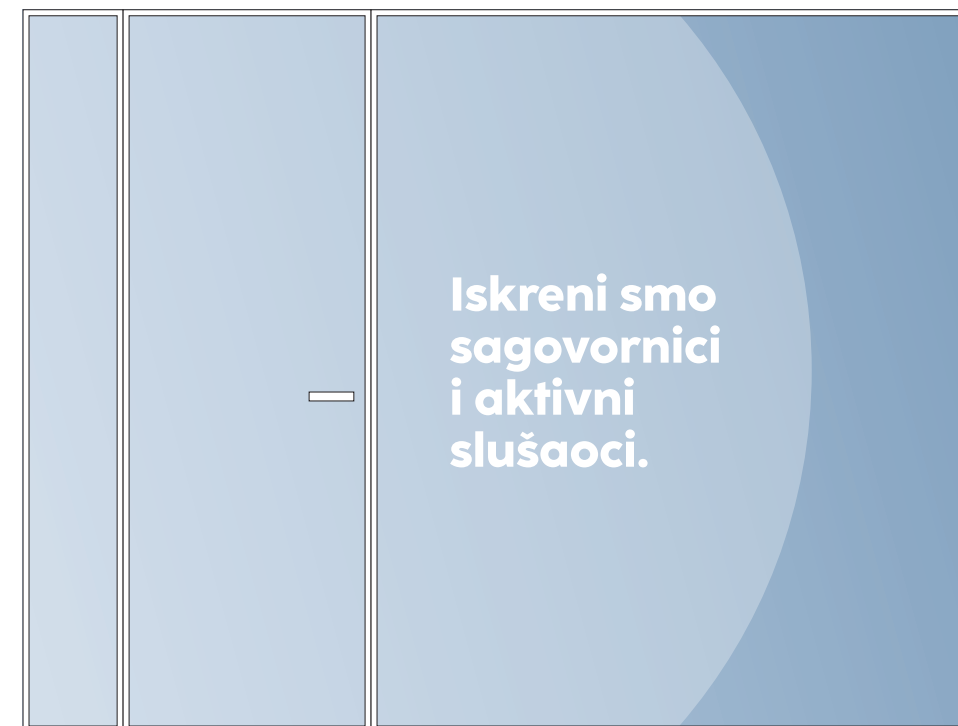
V1.1 - NLB internal communication messages
white text




V2.1 - NLB internal communication messages
white text + semicircle



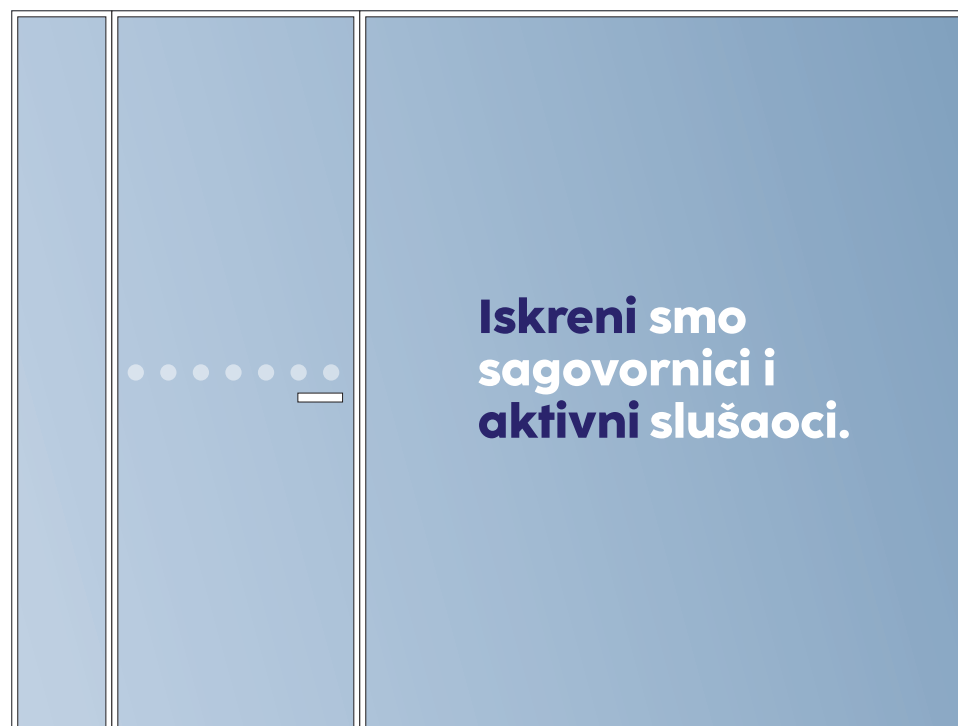
V2.3 - NLB internal communication messages
white text + semicircle



V3.1 - semicircle



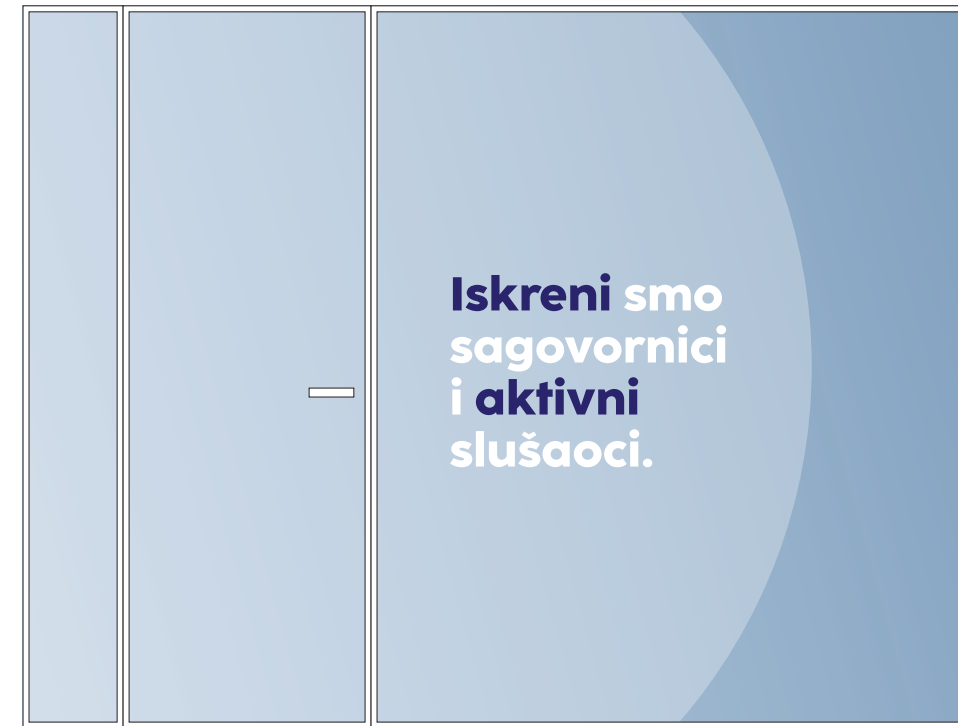
V1.2 - NLB internal communication messages
white and indigo text



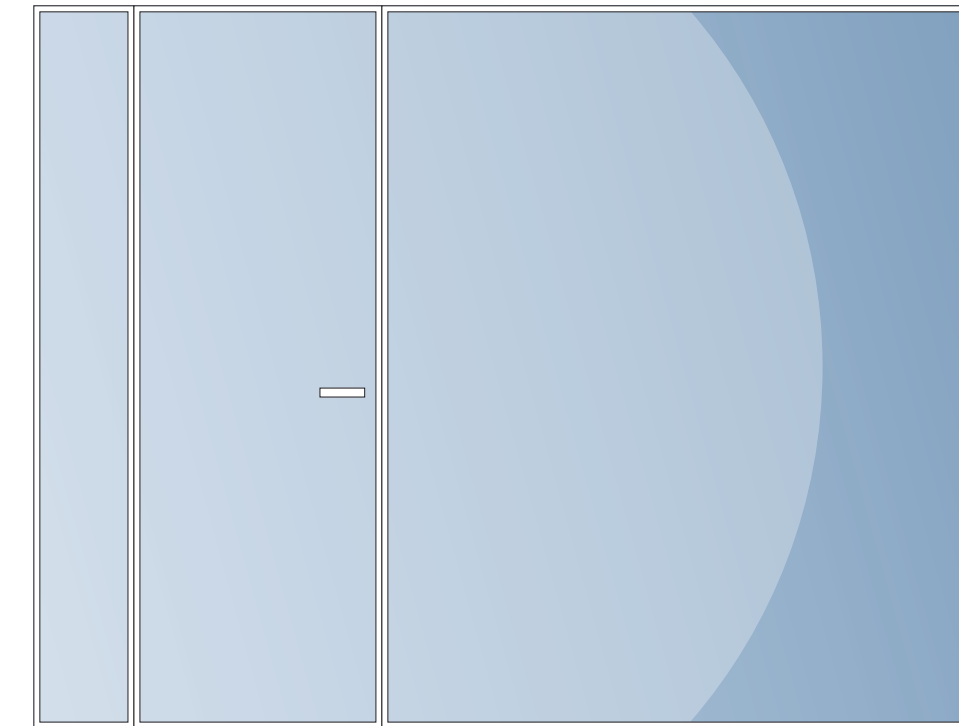
V2.2 - NLB internal communication messages
white and indigo text + semicircle



V2.4 - NLB internal communication messages
white and indigo text + semicircle



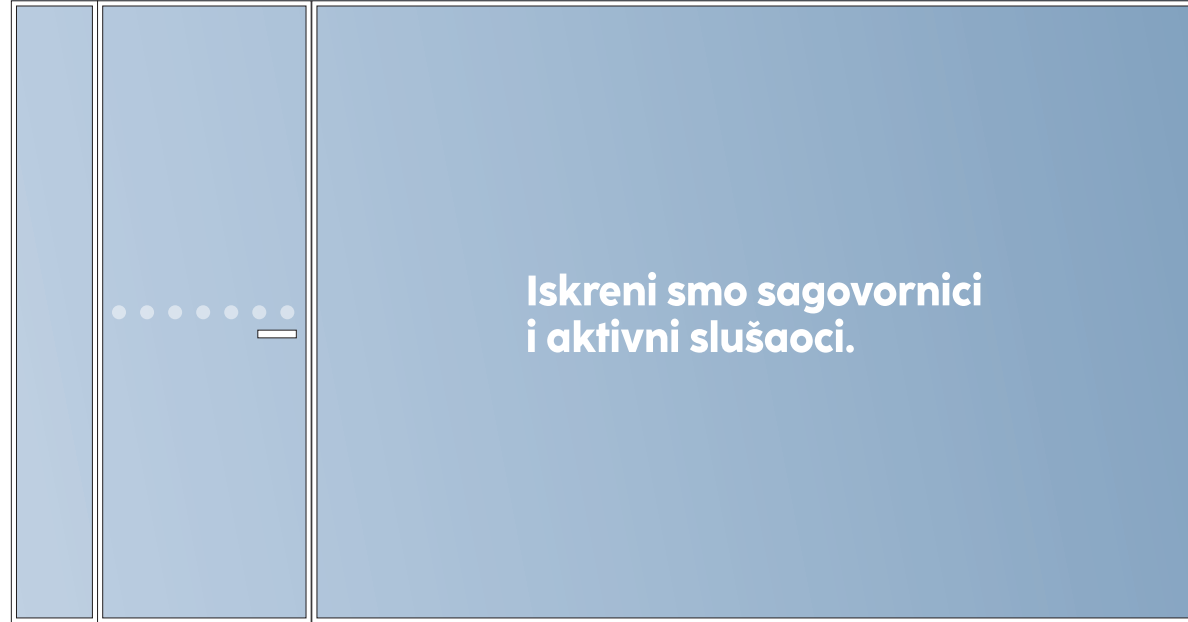
V3.2 - semicircle



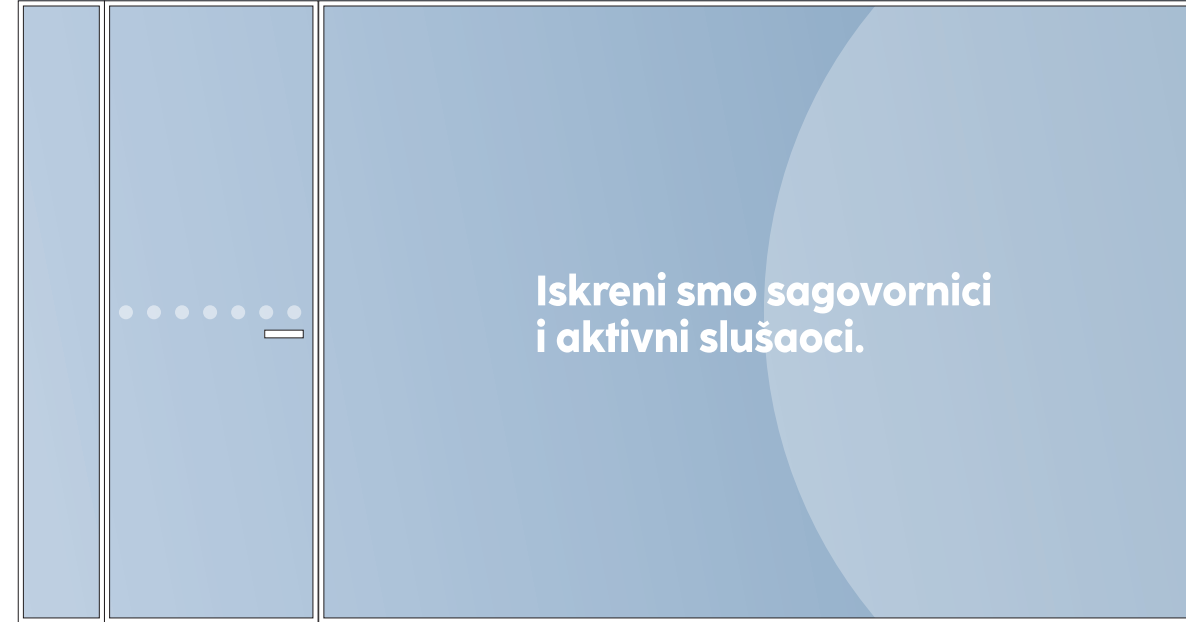
Glass surfaces

Sample drawings - larger glass surfaces

V1.1 - NLB internal communication messages
white text



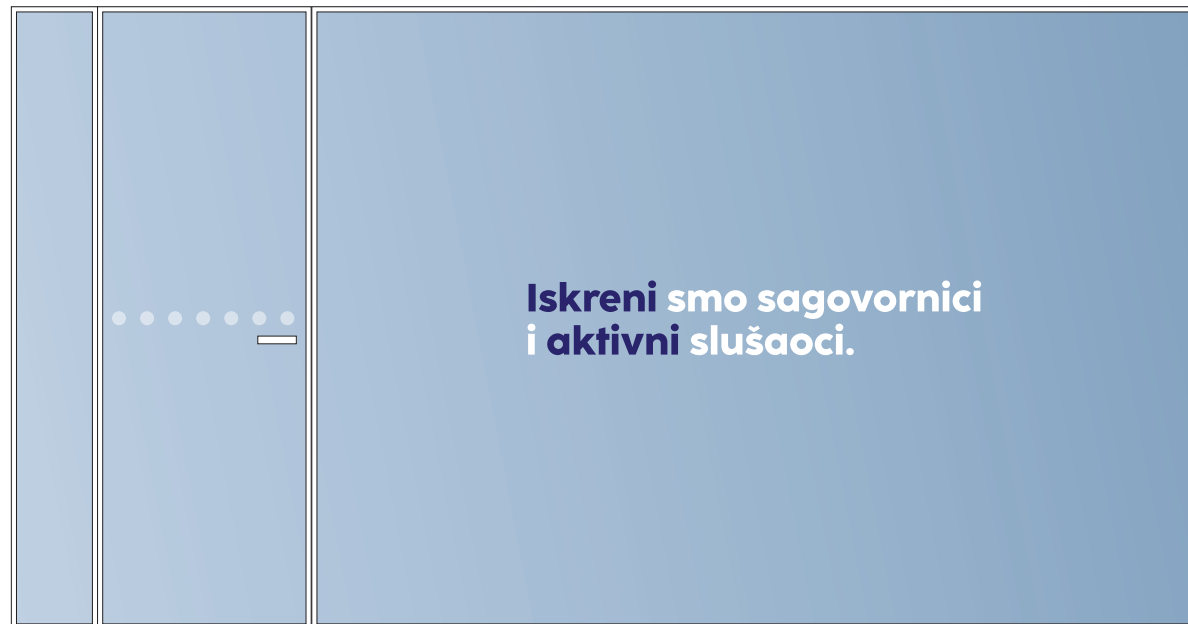
V2.1 - NLB internal communication messages
white text + semicircle



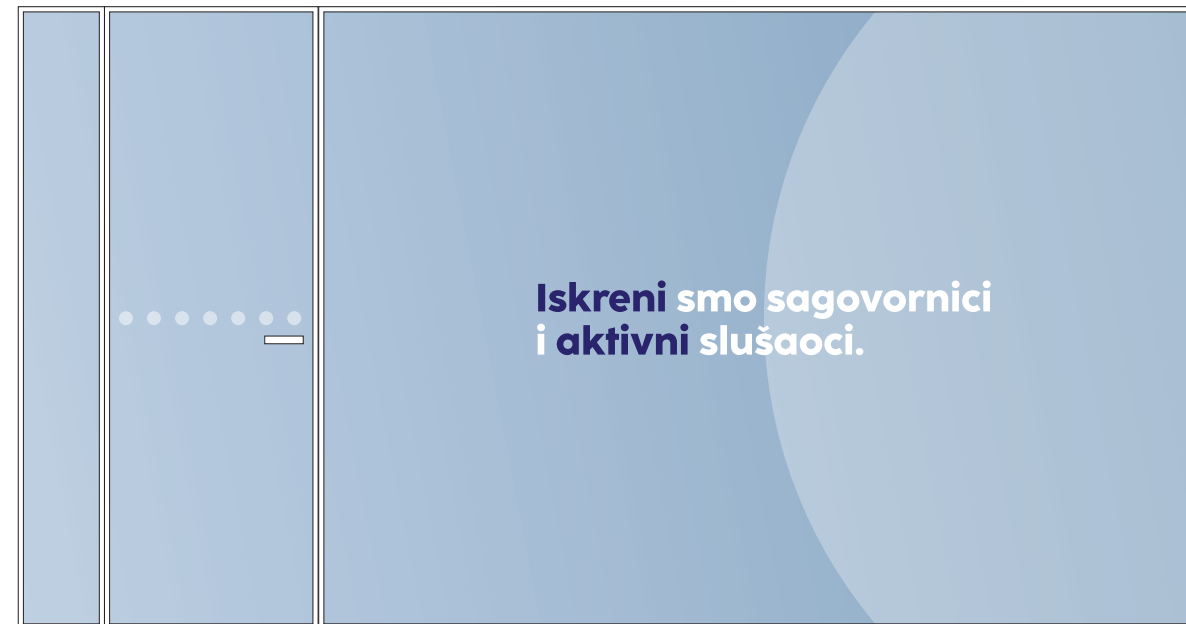
V3.1 - semicircle




V1.2 - NLB internal communication messages
white and indigo text



V2.2 - NLB internal communication messages
white and indigo text + semicircle



V3.2 - semicircle



Using a symbol in space

- 1 Symbol (optional)

Symbol

www.nlb.si/brand/business-buildings/inside-signage-hq/symbol-in-space

Note:

Walls in executive meeting rooms or in the lobby can be equipped with a symbol made of transparent acrylic, backed with white block film. The symbol is mounted on the wall with spacers. The size of the symbol is adjusted to the size of the space.



Acrylic

· Transparent, glossy, 10 mm

Spacer, 5 mm

Foil

· White (block)